

DASH

Dash 4" Pull

DSHW04



TECHNICAL DETAILS

Hardware Primary Material: Brass
Hardware Shape: Pull
Depth / Width: 29 mm
Length: 130 mm
Primary Material: Brass

INSPIRATION

A blend of art and function, Dash pays homage to design elements of the 1930s with pared-down shapes, softened curves and minimal details.

PRODUCT FEATURES

Solid Brass

Made in USA

Includes per fixing: 8-32 Truss head machine screws in 1" and 1 1/2" lengths

WATERWORKS

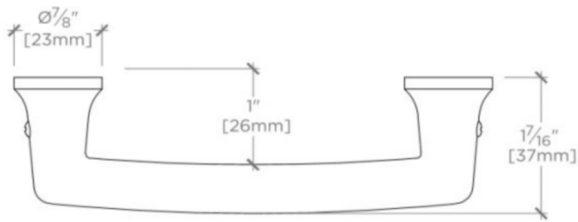
DASH

Dash 4" Pull

DSHW04

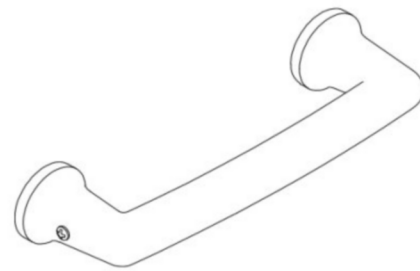
MOUNTING HARDWARE INCLUDED

STYLE #	DESCRIPTION	QTY
998945	Service Parts 8-32 x 1" Truss Head Machine Screw, Combo, Slotted	2
998946	Service Parts 8-32 x 1-1/2" Truss Head Machine Screw, Combo, Slotted	2




TOP VIEW

SCALE: 6"=1'-0"



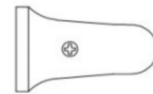
ISO VIEW

SCALE: 6"=1'-0"



FRONT VIEW

SCALE: 6"=1'-0"



SIDE VIEW

SCALE: 6"=1'-0"