

BOND

Bond 4" Pull with Guilloche Lines

BNHW04



TECHNICAL DETAILS

Hardware Primary Material: Brass
Hardware Shape: Pull
Length: 127 mm

INSPIRATION

Modern designs infused with rare soul and artistry. Explore our wide range of Bond bath and kitchen elements, from fittings to fixtures to hardware.

PRODUCT FEATURES

Solid brass

Machined and hand-finished

Made in Italy

Includes per fixing: M4 1" Screw and M4 1 1/2" screw

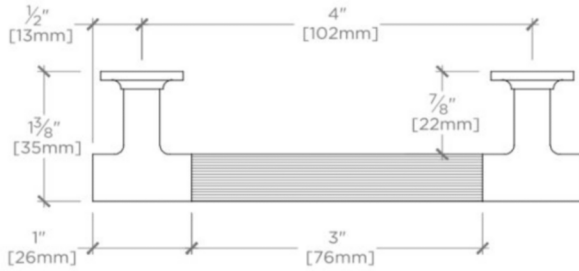
WATERWORKS

BOND

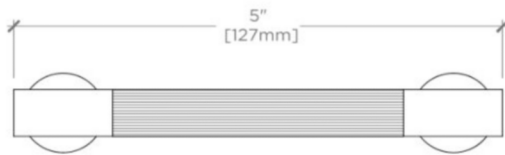
BNHW04

Bond 4" Pull with Guilloche Lines

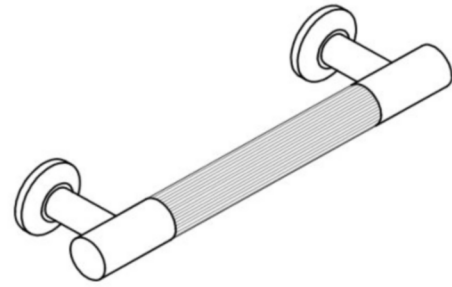
| MOUNTING HARDWARE INCLUDED | | |
|----------------------------|---|------|
| STYLE # | DESCRIPTION | QTY. |
| 998815 | Service Parts M4 Pan Head Slot 1" Machine Screw | 1 |
| 998816 | Service Parts M4 Pan Head Slot 1 1/2" Machine Screw | 1 |



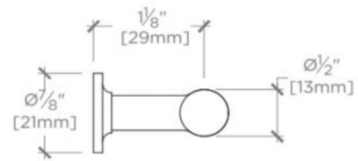
TOP VIEW SCALE: 6"=1'-0"



FRONT VIEW SCALE: 6"=1'-0"



ISO VIEW SCALE: 6"=1'-0"



SIDE VIEW SCALE: 6"=1'-0"