

BOND

Bond 4" Pull with Guilloche Lines

BNHW04



TECHNICAL DETAILS

Hardware Primary Material: Brass
Hardware Shape: Pull
Length: 5"

INSPIRATION

Modern designs infused with rare soul and artistry. Explore our wide range of Bond bath and kitchen elements, from fittings to fixtures to hardware.

PRODUCT FEATURES

Solid brass

Machined and hand-finished

Made in Italy

Includes per fixing: M4 1" Screw and M4 1 1/2" screw

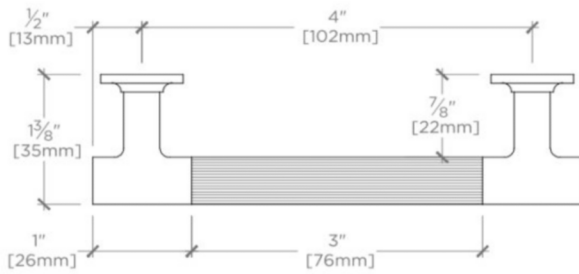
WATERWORKS

BOND

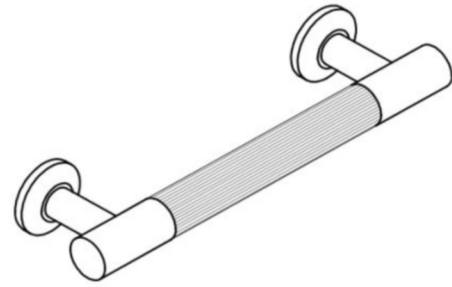
BNHW04

Bond 4" Pull with Guilloche Lines

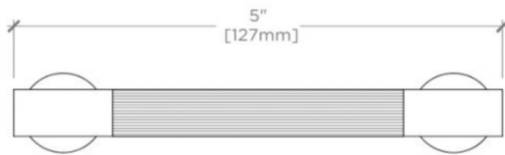
MOUNTING HARDWARE INCLUDED		
STYLE #	DESCRIPTION	QTY.
998815	Service Parts M4 Pan Head Slot 1" Machine Screw	1
998816	Service Parts M4 Pan Head Slot 1 1/2" Machine Screw	1



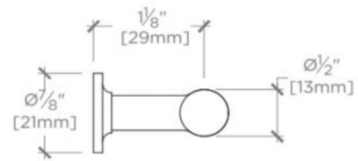
TOP VIEW SCALE: 6"=1'-0"



ISO VIEW SCALE: 6"=1'-0"



FRONT VIEW SCALE: 6"=1'-0"



SIDE VIEW SCALE: 6"=1'-0"