

HENRY

HNKM70

Henry One Hole Gooseneck Integrated Pull Spray Kitchen Faucet with Lever Handle



SHOWN IN HENRY ONE HOLE GOOSENECK INTEGRATED PULL SPRAY KITCHEN FAUCET WITH LEVER HANDLE | HNKM70

TECHNICAL DETAILS

ADA Compliance: Yes
 Adjustable Versus Fixed Spray: Adjustable Spray
 Deck Thickness Maximum: 3 1/4"
 Deck Thickness Minimum: 1/4"
 Depth/Width: 11 3/4"
 Escutcheon Primary Material: Brass
 Fittings Hole Diameter: 1 3/8"
 Flow Restriction Options: 2.0, 1.75, 1.5
 Handle Turn Angle: Quarter Turn
 Handshower Spray Hose Length: 49"
 Height: 17"
 Inlet Connection Size: 3/8"
 Inlet Connection Type: Compression Connector Hoses
 Length: 11 3/4"
 Primary Material: Brass
 Restricted Maximum Flow Rate: 1.75 gpm
 Spout Swivel: Y
 Spray Included In Unit: Y
 Suggested Application: Bar, Kitchen, Laundry
 Valve Material: Ceramic
 Water Pressure Maximum: 85.0 psi
 Water Pressure Minimum: 30.0 psi
 Water Pressure Recommended: 45.0 psi

INSPIRATION

Influenced by the connection of industry and art Henry easily transitions between modern, traditional, utilitarian and classic settings.

CODES & STANDARDS

HNKM70X, NSF/ANSI/CAN 61:Q < 1, NSF/ANSI/CAN 372, ASME A112.18.1/CSA B125.1, CEC, State of MA

PRODUCT FEATURES

The stately single hole fitting stands on a tall well formed pillar with a tapered lever handle. Practical as well a beautiful, this fitting has a hand spray for washing vegetables, rinsing the sink or cleaning pots
 Spray features a trigger to switch between aerated stream and jet spray

Spray is held in place with a counter weighted magnet

Handle rotates toward the front to prevent contact with backsplash

Standard flow rate is 2.2gpm (8.3 L/min) and State of California requires a maximum of 1.8gpm(6.8 L/min). Also available in other flow options. Contact a sales associate for details

CERTIFICATIONS



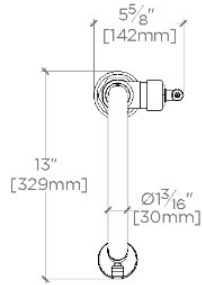
PRODUCT (NOTES)

HENRY

HNKM70

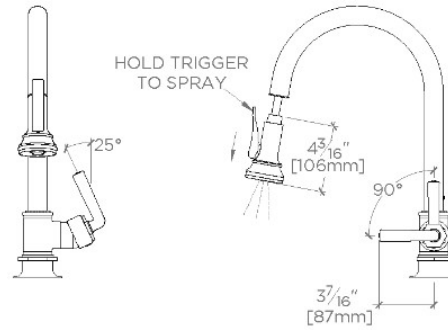
Henry One Hole Gooseneck Integrated Pull Spray Kitchen
Faucet with Lever Handle

NOTE: RIGHT HAND INSTALLATION ONLY



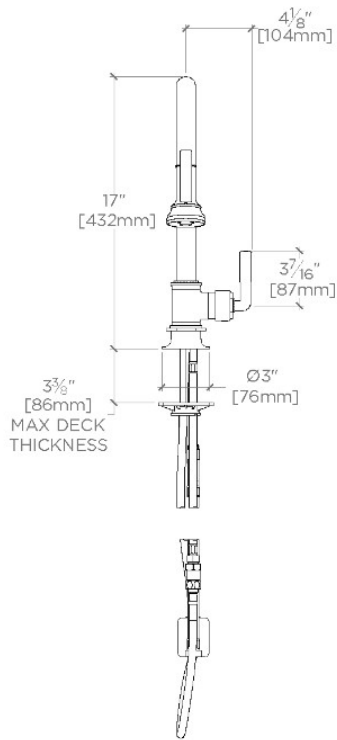
TOP VIEW

SCALE: 1"=1'-0"



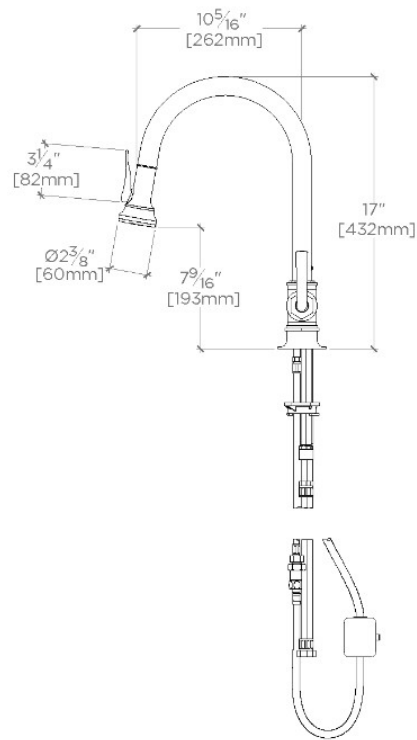
SPRAY AND HANDLE OPERATION VIEW

SCALE: 1"=1'-0"



FRONT VIEW

SCALE: 1"=1'-0"



SIDE VIEW

SCALE: 1"=1'-0"