


R.W. ATLAS

R.W. Atlas 2 1/8" Lever Handle Pull

RWHW07



SHOWN IN R.W. ATLAS 2 1/8" LEVER HANDLE PULL | RWHW07

TECHNICAL DETAILS

Hardware Primary Material: Brass
Hardware Shape: Knob
Depth / Width: 1"
Length: 2 5/16"
Primary Material: Brass
Suggested Application: All Applications

INSPIRATION

Powerful shapes, genuine materials and unique aesthetic details. The original, impeccable vision of R.W. Atlas pairs American ingenuity with European craftsmanship.

PRODUCT FEATURES

Solid Brass
Machined
Hand-polished
Includes fixing screws

PRODUCT (NOTES)

Replacement Screws available

WATERWORKS

R.W. ATLAS

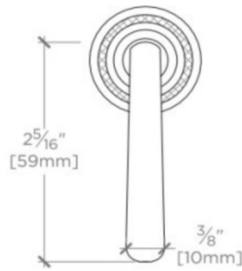
RWHW07

R.W. Atlas 2 1/8" Lever Handle Pull

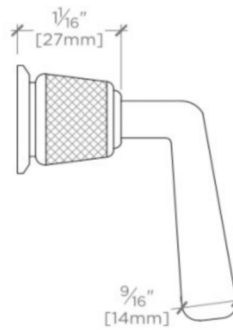
MOUNTING HARDWARE INCLUDED		
STYLE #	DESCRIPTION	QTY
998945	Service Parts 8-32 1" Truss Head Machine Screw, Combo, Slotted	1
998946	Service Parts 8-32 1/2" Truss Head Machine Screw, Combo, Slotted	1



TOP VIEW SCALE: 6"=1'-0"



FRONT VIEW SCALE: 6"=1'-0"



SIDE VIEW SCALE: 6"=1'-0"