


Easton

EAKM10

Easton Classic Spray, Oak Lever Handle



SHOWN IN EASTON CLASSIC SPRAY, OAK LEVER HANDLE | EAKM10

TECHNICAL DETAILS

ADA Compliance: Yes
 Adjustable Versus Fixed Spray: Fixed Spray
 Deck Thickness Maximum: 32 mm
 Deck Thickness Minimum: 0 mm
 Depth/Width: 64 mm
 Fittings Hole Diameter: 35 mm
 Flow Restriction Options: 2.0, 1.75, 1.5
 Handle Turn Angle: Quarter Turn
 Handshower Spray Hose Length: 1.2 m
 Height: 152 mm
 Index Color Finish And Material: White Porcelain
 Inlet Connection Size: 1/2"
 Inlet Connection Type: Male with Supply Nut
 Length: 178 mm
 Number Of Holes: Two Hole
 Primary Material: Brass
 Restricted Maximum Flow Rate: 8.3 liters/min
 Spray Included In Unit: N
 Suggested Application: Bar, Kitchen, Laundry
 Valve Material: Ceramic
 Water Pressure Maximum: 6.0 bar
 Water Pressure Minimum: 1.5 bar
 Water Pressure Recommended: 3.0 bar

INSPIRATION

Rooted in classical Edwardian design, Easton is our most expansive collection—offering a comprehensive family of pieces that bring polished detail and timeless tradition to any setting. Revered for its exquisite proportions and impeccable scale, Easton is a trusted choice among designers.

CODES & STANDARDS

NSF/ANSI/CAN 61:Q < 1, NSF/ANSI/CAN 372, ASME
 A112.18.1/CSA B125.1, CEC, State of MA

PRODUCT FEATURES

Brass metal is used for all trim and valve components

The manufacturing process encompasses casting, turning, forging, hand-fitting and hand polishing.

Easton is our most comprehensive fittings family.

Easton has a clean-lined utilitarian profile, with a slightly elongated spout.

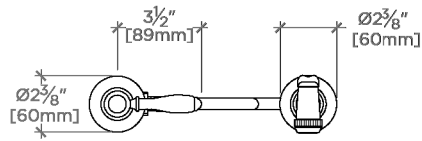
Standard flow rate is 2.2gpm (8.3 L/min) and State of California requires a maximum of 1.8gpm(6.8 L/min). Also available in other flow options. Contact a sales associate for details.

CERTIFICATIONS



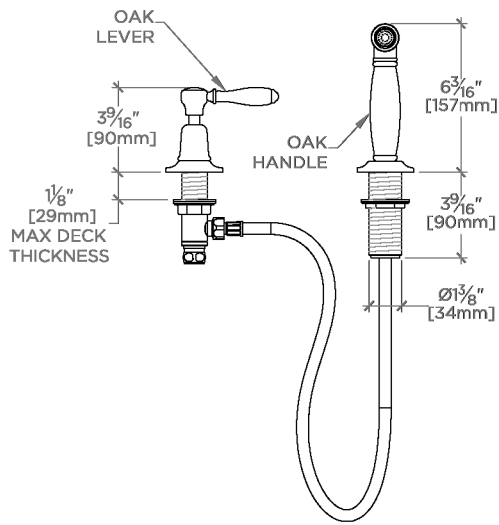
PRODUCT (NOTES)

Easton Classic Spray, Oak Lever Handle



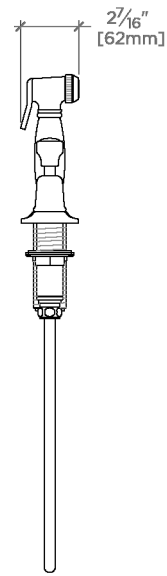
TOP VIEW

SCALE: 1 1/2"=1'-0"



FRONT VIEW

SCALE: 1 1/2"=1'-0"



SIDE VIEW

SCALE: 1 1/2"=1'-0"