

ENZO

Enzo Ceiling Flush Mount

EN03LT



SHOWN IN ENZO CEILING FLUSH MOUNT | EN03LT

TECHNICAL DETAILS

Ambient Task: Ambient
Depth/Width: 12 1/2"
Height: 4 3/8"
Installation Type: Ceiling Mounted
Interior Exterior Application: Interior Only
Length: 12 1/2"
Light Direction: Omnidirectional from wall surface
Orientation: Vertical or Horizontal
Primary Material: Brass
Safety Warnings: Do not exceed max wattage.
Voltage: 240
Wet/Dry: Damp or Dry

INSPIRATION

Our Enzo collection exemplifies sophisticated organic minimalism. Each fixture showcases the unique beauty of carved marble or alabaster, thoughtfully paired with coordinating diffusers.

CODES & STANDARDS

PRODUCT FEATURES

Proprietary design

Available in Brass or Nickel with Alabaster or Marble & Glass

Handcrafted in Italy

Dimmable integrated LED fixture - 50,000 hours of life

Artisan lighting crafted from organic, natural materials, each piece features unique characteristics that are inherent to the material and the handmade process including variation in tone, veining, movement and glass bubbles

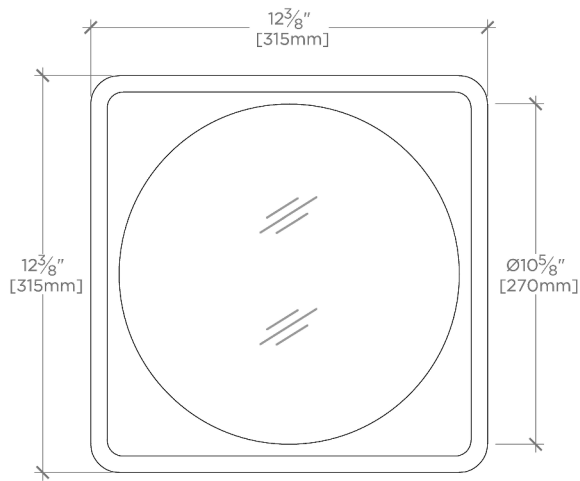
CERTIFICATIONS

PRODUCT (NOTES)

ENZO

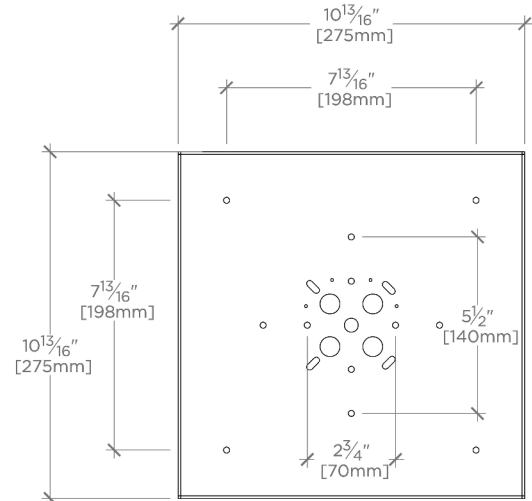
EN03LT

Enzo Ceiling Flush Mount



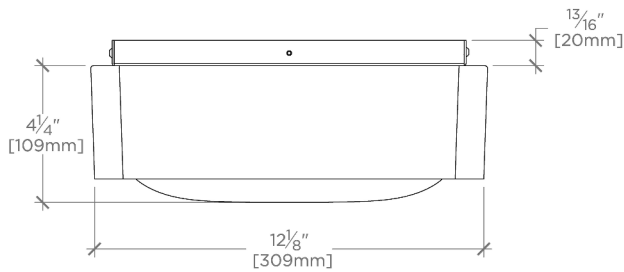
CEILING VIEW

SCALE: 2"=1'-0"



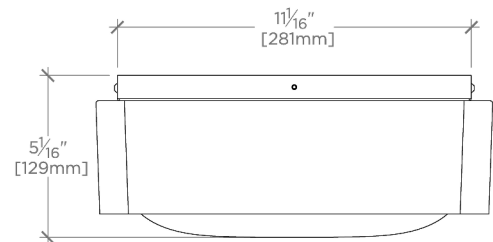
MOUNTING PLATE

SCALE: 2"=1'-0"



FRONT VIEW

SCALE: 2"=1'-0"



SIDE VIEW

SCALE: 2"=1'-0"