

ORIEL

WWLT36

Oriel II Wall Mounted Single Arm Sconce with Glass Shade



SHOWN IN ORIEL II WALL MOUNTED SINGLE ARM SCONCE WITH GLASS SHADE | WWLT36

TECHNICAL DETAILS

Ambient Task: Ambient
 Bulb Base Size: E26
 Bulb Type: A19
 Depth/Width: 5"
 Escutcheon Primary Material: Brass
 Height: 16 7/16"
 Installation Type: Wall Mounted
 Interior Exterior Application: Interior Only
 Length: 4 1/16"
 Number Of Bulbs: Two
 Primary Material: Brass
 Safety Warnings: Do not exceed max wattage (120).
 Shade Material: glass
 Shade Shape: Rectangular
 Suggested Application: All Applications
 Voltage: 120V
 Wet/Dry: Damp or Dry

INSPIRATION

Our Oriel sconce is inspired by Oriel windows popular in the Tudor period.

CODES & STANDARDS

UL

PRODUCT FEATURES

4" x 5" x 16"

Made of Brass

Cylinder Shade

Wall Mounted

Uses (2) 60W Max Type A19, E26 Base Bulbs (Not Included)

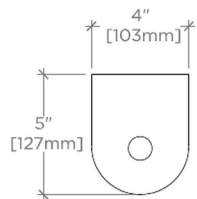
CERTIFICATIONS



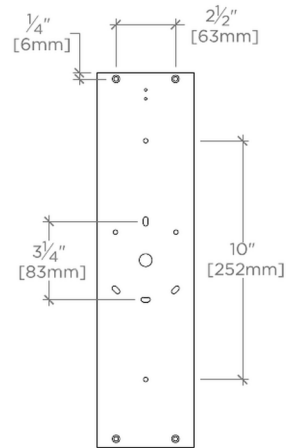
PRODUCT (NOTES)

Uses two 60W max medium base A19 light bulbs. Do not exceed max wattage.

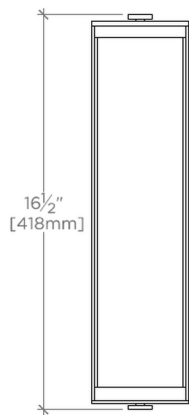
Oriel II Wall Mounted Single Arm Sconce with Glass Shade



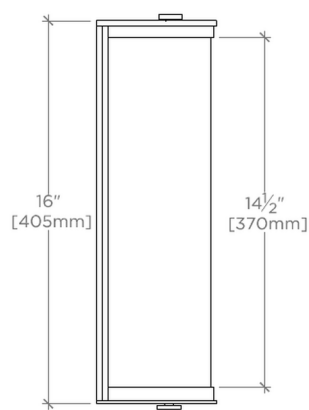
TOP VIEW SCALE: 1½"=1'-0"



MOUNTING PLATE



FRONT VIEW SCALE: 1½"=1'-0"



SIDE VIEW SCALE: 1½"=1'-0"