

## HENRY

HNWS03

Henry Metal Round Double Three Leg Washstand 54 15/16" x 20" x 31 3/4"



### TECHNICAL DETAILS

Depth / Width: 20"  
Height: 31 3/4"  
Length: 54 15/16"  
Primary Material: 20 SWG Brass  
Suggested Application: Bath

### INSPIRATION

Influenced by the connection of industry and art Henry easily transitions between modern, traditional, utilitarian and classic settings.

### PRODUCT FEATURES

Proprietary design with coin-edge and hexagonal details.

Lower shelf for storage.

Slab countertop (Arabescato shown) and sink (Saxby shown) sold separately from washstand.

Custom lengths available.

This item requires an additional purchase of QTY 4, UNSS91 Universal Slab Support 1 1/4" x 21" x 1 1/4"

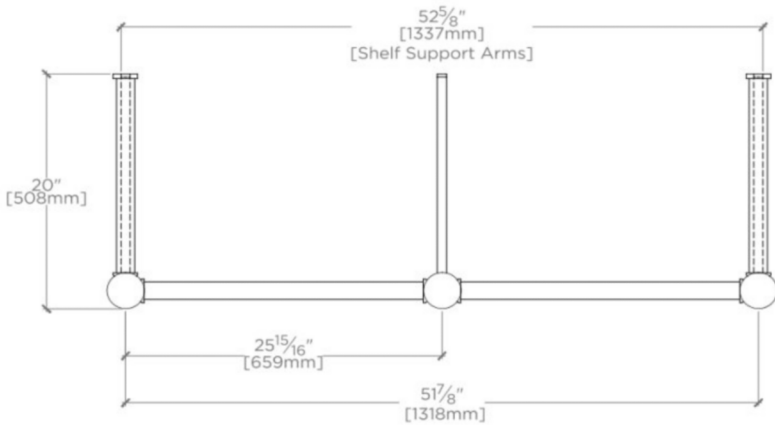
# WATERWORKS

## HENRY

HNWS03

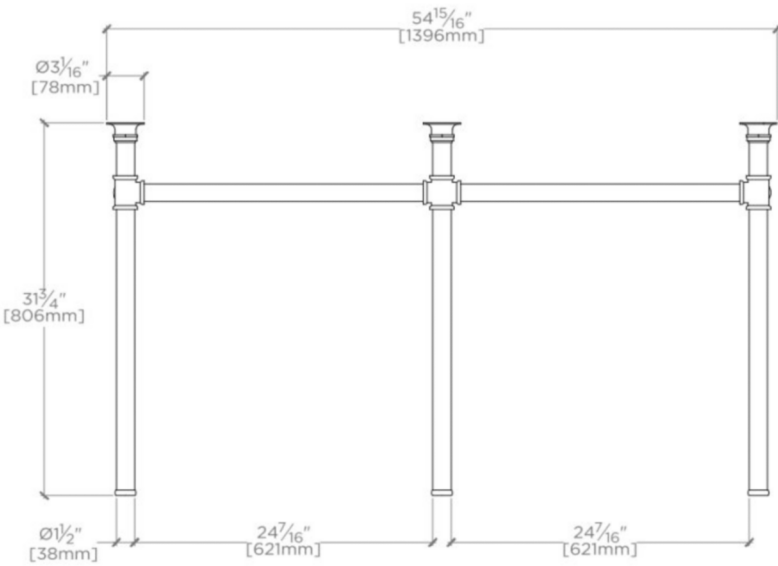
Henry Metal Round Double Three Leg Washstand 54 15/16" x 20" x 31 3/4"

NOTE: Feet are adjustable to a maximum of 1/8" [4mm].



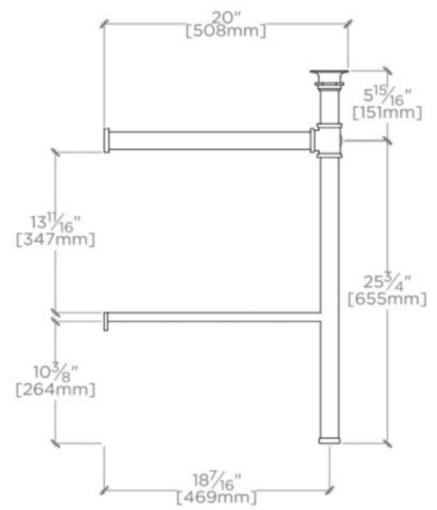
TOP VIEW

SCALE: 3/4"=1'-0"



FRONT VIEW

SCALE: 3/4"=1'-0"



SIDE VIEW

SCALE: 3/4"=1'-0"