



ESTB. 1978

WATERWORKS

---

## Disc



DISC is Japanese glazed porcelain, cast into impeccably clean-edged tiles. Available in a wide range of shapes, colors and finishes, they imbue walls and floors with graphic impact.




ESTB. 1978


# WATERWORKS

## Disc


3/4" PENNY MOSAIC  
DSMO01




Blanche Matte V3




Cyan Glossy V2



Dapple Glossy V2



Element Matte V2




Fleet Glossy V2




Flour Glossy V2



Flour Matte V2




Hazel Glossy V3




Jet Glossy V2



Jet Matte V2



Lush Glossy V3



Pearl Glossy V2

See variation chart on page 5




ESTB. 1978

# WATERWORKS

## Disc

3/4" HEXAGON MOSAIC  
DSMO02



Dapple  
Glossy

V2




Flour  
Glossy

V2




Flour  
Matte

V2




Jet  
Glossy

V2



Jet  
Matte

V2



Pearl  
Glossy

V2

See variation chart on page 5



ESTB. 1978

# WATERWORKS

---

## Disc

2 1/2" X 9" FIELD TILE  
DSF029



Flour  
Glossy

V2

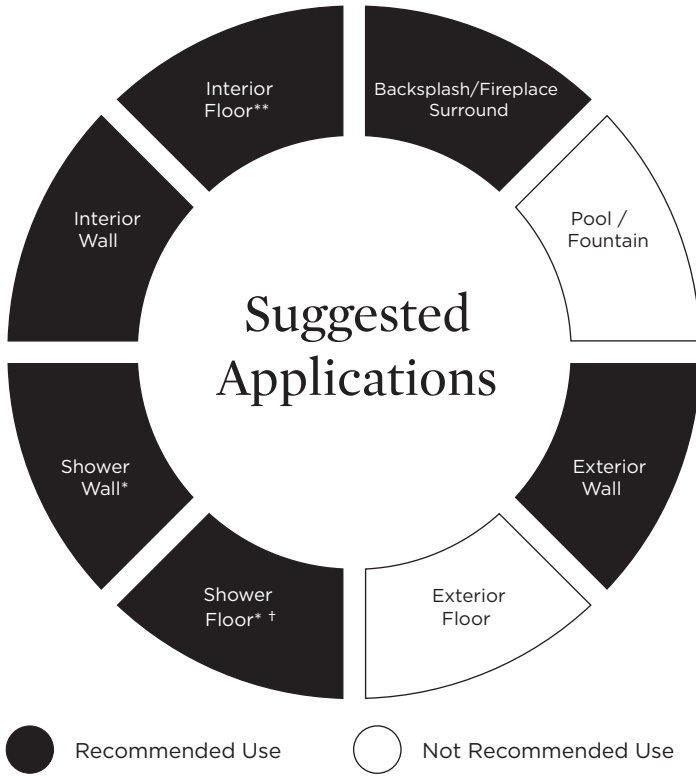
See variation chart on page 5



ESTB. 1978

# WATERWORKS

## Disc



**Variation Level**

V1	V2	V3	V4	V5

1. MINIMAL, IF ANY COLOR VARIATION
2. SLIGHT COLOR VARIATION CAN BE EXPECTED
3. A MEDIUM RANGE OF COLOR VARIATION IS TYPICAL; DARKER AND LIGHTER TONES ARE EVIDENT
4. CONSIDERABLE COLOR VARIATION IS TYPICAL; FROM DARKS TO LIGHTS AND SOME TONE CHANGES
5. EXTREME COLOR VARIATION CAN BE EXPECTED - THE RANGE IS OFTEN DIFFERING BUT COMPLEMENTARY

**PLEASE REFER TO COLLECTION TEARSHEET FOR VARIATION LEVEL BY COLOR.**

**SAMPLING IS RECOMMENDED TO UNDERSTAND VARIATION OF MATERIAL**

## Product Variation

Color and textural variation is an inherent characteristic of our porcelain tile and should be expected. Refer to our color variation ranking for further details. Please inquire for additional information.

## Custom Opportunities Available

Minimums and extended lead-times may apply.

Please contact your local Waterworks showroom or our direct sales team at 800.899.6757.

## Application Notes

\* Suitable for use in wet environments, including steam showers, if properly installed, sealed, and maintained

\*\* Suitable for residential floors only

† Suitable for mosaics only

## Installation / Maintenance

- WATERWORKS ASSUMES NO RESPONSIBILITY FOR INSTALLATION
- Installation constitutes acceptance.
- Tile should be installed by a licensed and experienced tile setter.
- Refer to TCNA (Tile Council of North America) or ANSI standards for installation guidelines.
- All tile must be inspected PRIOR to installation.
- Dry lay tile prior to installation to allow for blending of color variation.
- Seal grout after installation and maintain regularly.

**Thickness**

Mosaics		Field	
$3/16''^*$		$3/8''^*$	
<small>*Nominal: +/- 1/8"</small>			

**Suggested Grout Lines**

$1/16'' - 1/8''$   
or per mosaic sheet