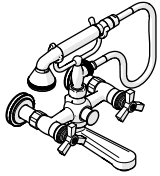
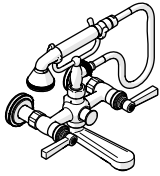
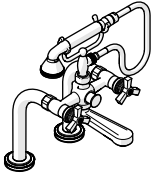
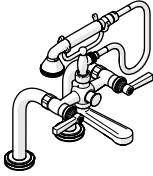
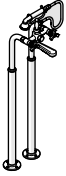
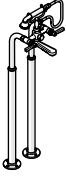


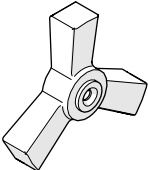
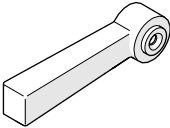

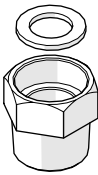
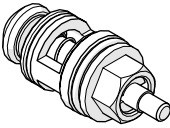
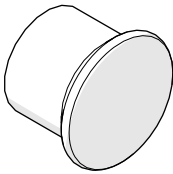
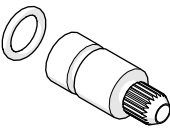

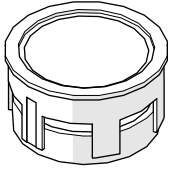
AERO SERVICE PARTS

* FINISH/COLOR MUST BE SPECIFIED WHEN ORDERING
++ SUPPLIED AS A PAIR

	PRODUCT	DESCRIPTION
	AEXT20	AERO WALL MOUNTED EXPOSED TUB FILLER WITH METAL HANDSHOWER AND CROSS HANDLES
	AEXT30	AERO WALL MOUNTED EXPOSED TUB FILLER WITH METAL HANDSHOWER AND LEVER HANDLES
	AEXT40	AERO DECK MOUNTED EXPOSED TUB FILLER WITH METAL HANDSHOWER AND CROSS HANDLES
	AEXT50	AERO DECK MOUNTED EXPOSED TUB FILLER WITH METAL HANDSHOWER AND LEVER HANDLES
	AEXT60	AERO FLOOR MOUNTED EXPOSED TUB FILLER WITH METAL HANDSHOWER AND CROSS HANDLES
	AEXT70	AERO FLOOR MOUNTED EXPOSED TUB FILLER WITH METAL HANDSHOWER AND LEVER HANDLES

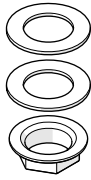



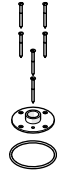
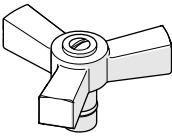
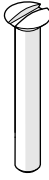
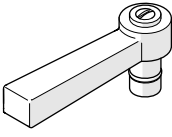

AERO SERVICE PARTS

* FINISH/COLOR MUST BE SPECIFIED WHEN ORDERING
++ SUPPLIED AS A PAIR

	STYLE NUMBER	DESCRIPTION	PRODUCT SERVICED		
	AEU012*	AERO CROSS HANDLE ONLY	AEXT20	AEXT40	AEXT60
	AEU013*	AERO LEVER HANDLE ONLY	AEXT30	AEXT50	AEXT70
	AEU014*	AERO 3/4" THREADED ESCUTCHEON WITH RUBBER WASHER	AEXT40	AEXT50	
	028711	3/4" STRAIGHT FEMALE X 3/4" NPT MALE ADAPTER WITH WASHER	AEXT40	AEXT50	
	100177*	DIVERTER FOR AERO EXPOSED TUB FILLERS	AEXT20	AEXT40	AEXT60
			AEXT30	AEXT50	AEXT70
	100178*	DIVERTER KNOB FOR AERO EXPOSED TUB FILLERS	AEXT20	AEXT40	AEXT60
			AEXT30	AEXT50	AEXT70
	100179*	HANDLE STEM WITH O-RING FOR AERO HANDLES	AEXT20	AEXT40	AEXT60
			AEXT30	AEXT50	AEXT70
	100180*	AERATOR KIT FOR EXPOSED TUB FILLERS	AEXT20	AEXT40	AEXT60
			AEXT30	AEXT50	AEXT70
	100181	REGULAR SIZE AERATOR	AEXT20	AEXT40	AEXT60
			AEXT30	AEXT50	AEXT70



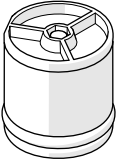
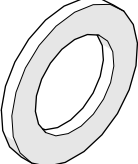
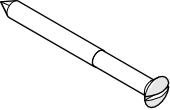
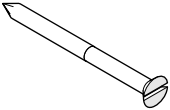
AERO SERVICE PARTS

* FINISH/COLOR MUST BE SPECIFIED WHEN ORDERING
++ SUPPLIED AS A PAIR

	STYLE NUMBER	DESCRIPTION	PRODUCT SERVICED		
	103471	3/4" MOUNTING NUT WITH PLASTIC AND RUBBER WASHERS	AEXT40	AEXT50	
	103487*	HANDSHOWER WITH STRAIGHT INLET FOR AERO AND BOULEVARD FITTINGS	AEXT20	AEXT40	AEXT60
			AEXT30	AEXT50	AEXT70
	103548*	SERVICE PARTS 59" LENGTH HANDSHOWER HOSE, 1/2" FEMALE X 1/2" FEMALE CONICAL END	AEXT20	AEXT40	AEXT60
			AEXT30	AEXT50	AEXT70
	103678	CHECK VALVE	AEXT20	AEXT40	AEXT60
			AEXT30	AEXT50	AEXT70
	103681*	MOUNTING PLATE FOR FLOOR UNIONS WITH O-RING AND SCREWS	AEXT60		AEXT70
	103772*	METAL CROSS HANDLE, SCREW, AND STEM (EXTERNAL ORING)	AEXT20	AEXT40	AEXT60
	103773*	OVAL HEAD SCREW, SLOTTED, M4 X 0.7mm, 30mm LENGTH	AEXT20	AEXT40	AEXT60
			AEXT30	AEXT50	AEXT70
	103777*	METAL LEVER HANDLE, SCREW, AND STEM (EXTERNAL ORING)	AEXT30	AEXT50	AEXT70
	103812*	AERO 26.5mm ID SLIDING ESCUTCHEON WITH RUBBER WASHER	AEXT20		AEXT30

AERO SERVICE PARTS

* FINISH/COLOR MUST BE SPECIFIED WHEN ORDERING
++ SUPPLIED AS A PAIR

	STYLE NUMBER	DESCRIPTION	PRODUCT SERVICED		
	103818*	SERVICE PARTS AERO GLAND COVER FOR EXPOSED TUB FILLER AND BIDET FITTINGS	AEXT20	AEXT40	AEXT60
			AEXT30	AEXT50	AEXT70
	258790	1/2" QUARTER TURN CLOCKWISE ON SHORT STEM CARTRIDGE [HOT LEVER HANDLE ONLY]	AEXT30	AEXT50	AEXT70
	337847	1/2" QUARTER TURN COUNTERCLOCKWISE ON SHORT STEM CARTRIDGE	AEXT20	AEXT40	AEXT60
			AEXT30	AEXT50	AEXT70
	535592	FLOW REGULATING CHECK VALVE	AEXT20	AEXT40	AEXT60
			AEXT30	AEXT50	AEXT70
	846041	3/4" RUBBER WASHER	AEXT20	AEXT40	AEXT60
			AEXT30	AEXT50	AEXT70
	999036*	OVAL HEAD WOOD SCREW, SLOTTED, 2-3/8" LENGTH	AEXT60		AEXT70
	999037	FLAT HEAD WOOD SCREW, SLOTTED, 2-3/8" LENGTH	AEXT60		AEXT70