

REGULATOR

Regulator 15" Appliance Pull

RGHW15



FILEDESCRIPTION

INSPIRATION

A play on industrial controls from the early 1900s, when pride was lavished on parts. Translated to handcrafted, fittings project rugged beauty through powerful, detailed shapes.

PRODUCT FEATURES

Solid Brass

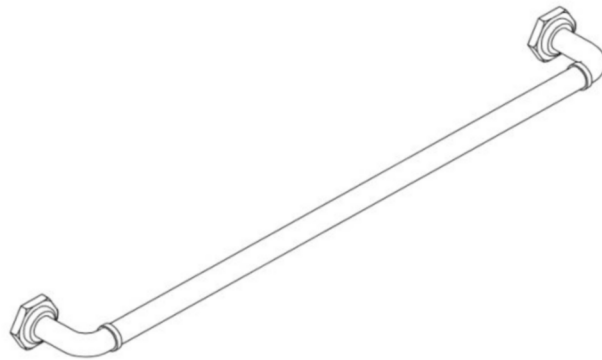
Made in the USA

Includes per fixing: 8-32 Truss head machine screw in 1" and 1 1/2" lengths

REGULATOR

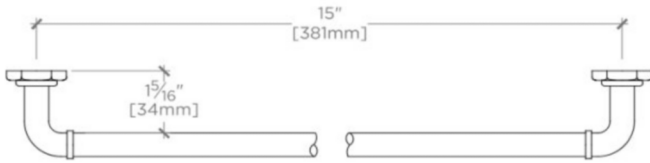
Regulator 15" Appliance Pull

RGHW15



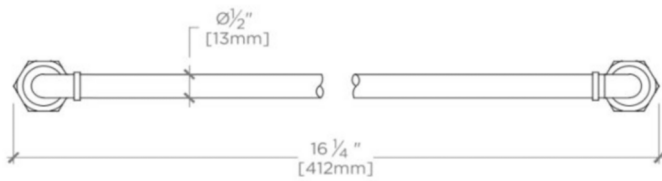
ISO VIEW

SCALE: 3"=1'-0"



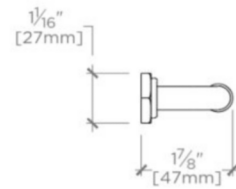
TOP VIEW

SCALE: 3"=1'-0"



FRONT VIEW

SCALE: 3"=1'-0"



SIDE VIEW

SCALE: 3"=1'-0"