



ESTB. 1978

WATERWORKS

---

## Cottage



Traditional elegance

Handmade with rounded edges, this ceramic tile collection includes crackled glazes, textured patterns and architectural moldings that bring depth and dimension to the bath.



ESTB. 1978

# WATERWORKS

---

## Cottage



3" x 6"  
Field Tile



3" x 12"  
Field Tile



6" x 6"  
Field Tile



6" x 9"  
Field Tile\*



6" x 18"  
Field Tile\*\*

\* Available in Dover White, Canvas and Shale

\*\* 6x18" Available in Dover White, Canvas, Shale and with glazed edge options




ESTB. 1978


# WATERWORKS

---

## Cottage



6" x 30"  
Batten Plank†



6" x 30"  
Wainscot Plank†



1" x 2"  
Staggered Mosaic†


- \* Available in Dover White, Canvas and Shale
- \*\* 6x18" Available in Dover White, Canvas, Shale and with glazed edge options
- † Available in Dover White only



ESTB. 1978

# WATERWORKS

## Cottage



- \* Available in Dover White, Canvas and Shale
- \*\* 6x18" Available in Dover White, Canvas, Shale and with glazed edge options
- † Available in Dover White only



ESTB. 1978

# WATERWORKS

## Cottage


### PALETTE



Dover White Glossy V2



Canvas Glossy Crackle V3



Blanca Glossy V2



Overcast Glossy V3



Shale Glossy V3



Smog Glossy Crackle V3



Countil in Shale Glossy V3  
3" x 12" only CTDFC1

<sup>A</sup> See variation chart



ESTB. 1978

# WATERWORKS

## Item Index

Cottage	Blanca	Canvas	Dover	Overcast	Shale	Smog	Coutil (Shale)	Sample Available
Variation *	2	3	2	3	2	3	2	
<b>Field</b>								
3x6	X	X	X	X	X	X		X
3x12	X	X	X	X	X	X	X	X
6x6		X	X		X			X
6x9		X	X		X			X
6x18		X	X		X			X
6x30 Batten Plank			X					
6x30 Wainscot Plank			X					X
<b>Trim</b>								
Bullnose 3" x 6" Single (Long)	X	X	X	X	X	X		
Bullnose 3" x 6" Single (Short)	X	X	X	X	X	X		
Bullnose 3" x 6" Corner (Left)	X	X	X	X	X	X		
Bullnose 3" x 6" Corner (Right)	X	X	X	X	X	X		
Bullnose 3" x 12" Single (Long)	X	X	X	X	X	X	X	
Bullnose 3" x 12" Single (Short)	X	X	X	X	X	X	X	
Bullnose 3" x 12" Corner (Left)	X	X	X	X	X	X	X	
Bullnose 3" x 12" Corner (Right)	X	X	X	X	X	X	X	
Bullnose 6" x 6" Single		X	X		X			
Bullnose 6" x 6" Corner		X	X		X			
Bullnose 6" x 9" Single (Long)		X	X		X			
Bullnose 6" x 9" Single (Short)		X	X		X			
Bullnose 6" x 9" Corner (Left)		X	X		X			
Bullnose 6" x 9" Corner (Right)		X	X		X			
6" x 18" Corner (Left) Edge Glazed		X	X		X			
6" x 18" Corner (Right) Edge Glazed		X	X		X			
Quarter Round 1" x 6"	X	X	X	X	X	X		X
<b>Rails</b>								
Batten Rail 2 3/4" x 12" *			X					X
Normandy Rail 2" x 6"		X	X		X			X
Universal Rail 1 1/2" x 6"	X	X	X	X	X	X		X
Wainscot Rail 3" x 12" *			X					X
Windsor Rail 2 1/4" x 6"			X					X
<b>Bases</b>								
Batten Base 6" x 12" *			X					X
Universal Base 6" x 6"	X	X	X	X	X	X		X
Wainscot Base 6" x 12" *			X					X
<b>Liners</b>								
Cove Liner 3/4" x 6"			X					X
Westminster Liner 1/2" x 6"			X					X
<b>Mosaic</b>								
1" x 2" Staggered Mosaic			X					X

\*SEE COLOR VARIATION CHART

\* 4" SAMPLES AVAILABLE; FULL SIZE CHARGEABLE SAMPLES AVAILABLE FOR ORDER ON SALES ORDER

SEPTEMBER 2020

VISIT A SHOWROOM OR WATERWORKS.COM | 800.899.6757 U.S. / 0207.384.4000 U.K.

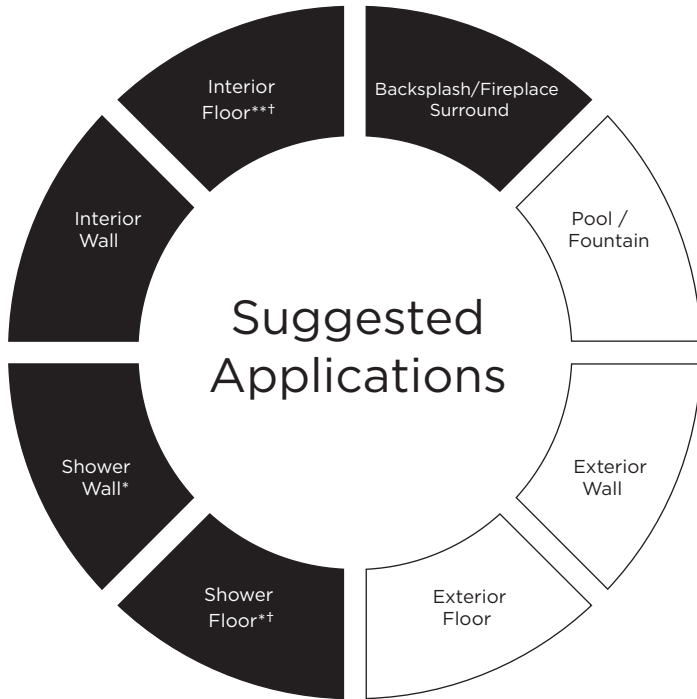
6 OF 7



ESTB. 1978

# WATERWORKS

## Cottage



● Recommended Use      ○ Not Recommended Use

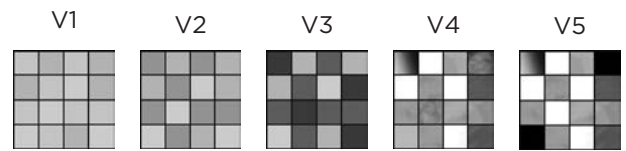
### Application Notes

- \* Suitable for use in wet environments, including steam showers, if properly installed, sealed, and maintained
- \*\* Suitable for light traffic interior floors ONLY
- † Small format ONLY (Mosaics only)

### Installation / Maintenance

- WATERWORKS ASSUMES NO RESPONSIBILITY FOR INSTALLATION
- Installation constitutes acceptance.
- Tile should be installed by a licensed and experienced tile setter.
- Refer to TCNA (Tile Council of North America) or ANSI standards for installation guidelines.
- All tile must be inspected PRIOR to installation.
- Dry lay tile prior to installation to allow for blending of color variation.
- Tile should be sealed PRIOR to grouting. Dark grout can stain crackle tiles.
- Waterworks recommends a grouted test panel prior to installation to understand final appearance of grouted material.
- Seal grout joints after installation and maintain regularly.

### Variation Level



1. MINIMAL, IF ANY COLOR VARIATION
2. SLIGHT COLOR VARIATION CAN BE EXPECTED
3. A MEDIUM RANGE OF COLOR VARIATION IS TYPICAL; DARKER AND LIGHTER TONES ARE EVIDENT
4. CONSIDERABLE COLOR VARIATION IS TYPICAL; FROM DARKS TO LIGHTS AND SOME TONE CHANGES
5. EXTREME COLOR VARIATION CAN BE EXPECTED - THE RANGE IS OFTEN DIFFERING BUT COMPLEMENTARY

### Thickness



\*Nominal: +/- 1/8"

### Suggested Grout Lines

1/8"