



ESTB. 1978

WATERWORKS

Portlandia



PORTLANDIA features a harmonious blend of terrazzo and solid cement tiles. Handcrafted by Italian artisans in a range of sizes and finishes, they give walls and floors a cool, urbane look.



ESTB. 1978

WATERWORKS

Portlandia

SOLID FIELD TILE



4" X 4" *



8" X 8" *



8" Hex*

*1/2" thick



ESTB. 1978

WATERWORKS

Portlandia

SOLID PALETTE



Aubergine**

V3*



Clay**

V3*




Coal**

V3*



Cornflower**

V3*



Creek**

V3*



Frost**

V3*



Hunter**

V3*



Mustard**

V3*



Oat**

V3*



Olive**

V3*



Pitch**

V3*



Silverpoint**

V3*

* See variation chart on page 4
** Available in Honed Finish Only



ESTB. 1978

WATERWORKS

Portlandia

TERRAZZO PICCOLO FIELD TILE



8" X 8" *



8" Hex *



16" X 16" **

*1/2" thick
** 3/4" Thick



ESTB. 1978

WATERWORKS

Portlandia

TERRAZZO PICCOLO FIELD TILE



24" X 24" **

**3/4" thick



ESTB. 1978

WATERWORKS

Portlandia

TERRAZZO PICCOLO PALETTE



Alabaster**

V4*




Brandon**

V4*



Bristol**

V4*



Casa Blanca**

V4*



Coventry**

V4*




Hillside**

V4*



Lenox**

V4*



Moonstone**

V4*



Morningside**

V4*



Sidewalk**

V4*

* See variation chart on page 4

** Available in Antiqued, Honed and Polished Finishes



ESTB. 1978

WATERWORKS

Portlandia

TERRAZZO MEZZO FIELD TILE



16" X 16" **

**3/4" thick



ESTB. 1978

WATERWORKS

Portlandia

TERRAZZO MEZZO FIELD TILE



24" X 24" **

** 3/4" thick



ESTB. 1978

WATERWORKS

Portlandia

TERRAZZO MEZZO PALETTE



Cape*

V4**



Dover*

V4**



Jackson*

V4**



Rockport*

V4**



York*

V4**



ESTB. 1978

WATERWORKS

Portlandia

TERRAZZO LISCIA FIELD TILE



16" X 16" **

**3/4" Thick



ESTB. 1978

WATERWORKS

Portlandia

TERRAZZO LISCIA FIELD TILE



24" X 24" **

**3/4" thick



ESTB. 1978

WATERWORKS

Portlandia

TERRAZZO LISCIA PALETTE




Brighton**

V4*



Carlisle**

V4*



Derry**

V4



Pavilion**

V4*



Tribeca**

V4*

* See variation chart on page 4

** Available in Antiqued, Honed and Polished Finishes




ESTB. 1978

WATERWORKS

Portlandia

TERRAZZO ARMONIA FIELD TILE



16" X 16" **

**3/4" Thick




ESTB. 1978

WATERWORKS

Portlandia

TERRAZZO ARMONIA FIELD TILE



24" X 24" **

**3/4" thick




ESTB. 1978

WATERWORKS


Portlandia

TERRAZZO ARMONIA PALETTE




Ellsworth**

V4*




Flint**

V4*



Suffield**

V4*



Windsor**

V4*

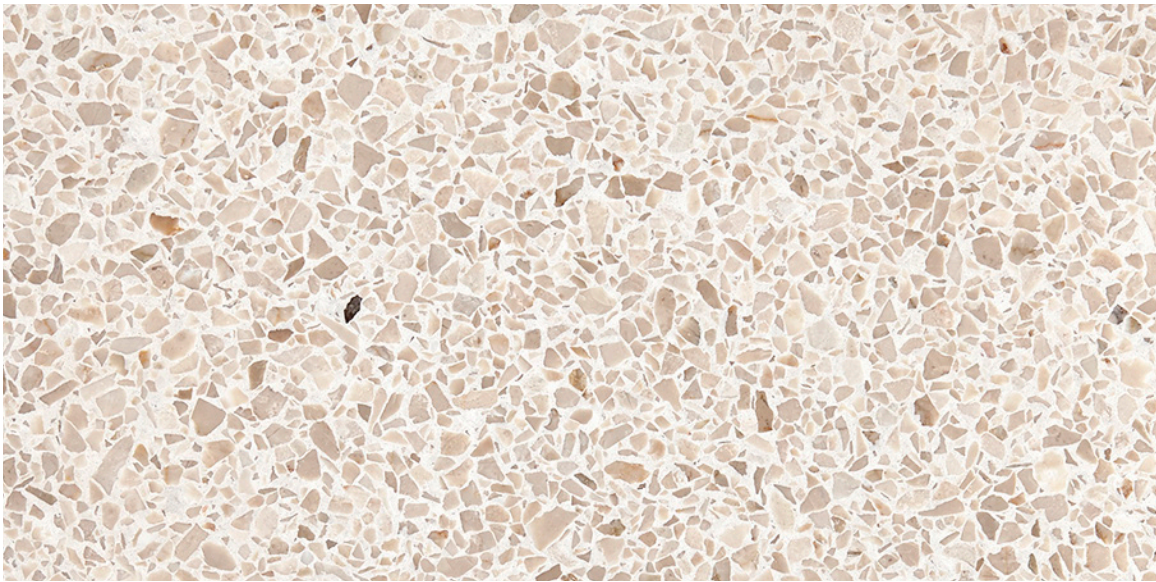


ESTB. 1978

WATERWORKS

Portlandia

INSTOCK TERRAZZO FIELD TILE



11 ¹³/₁₆" X 23 ⁵/₈"



ESTB. 1978

WATERWORKS

Portlandia

INSTOCK TERRAZZO FIELD TILE



23 ⁵/₈" X 23 ⁵/₈"



ESTB. 1978

WATERWORKS


Portlandia

INSTOCK TERRAZZO PALETTE




Topsail**

V4*



Sand Dune**

V4*



Mockingbird**

V4*



Peacoat**

V4*

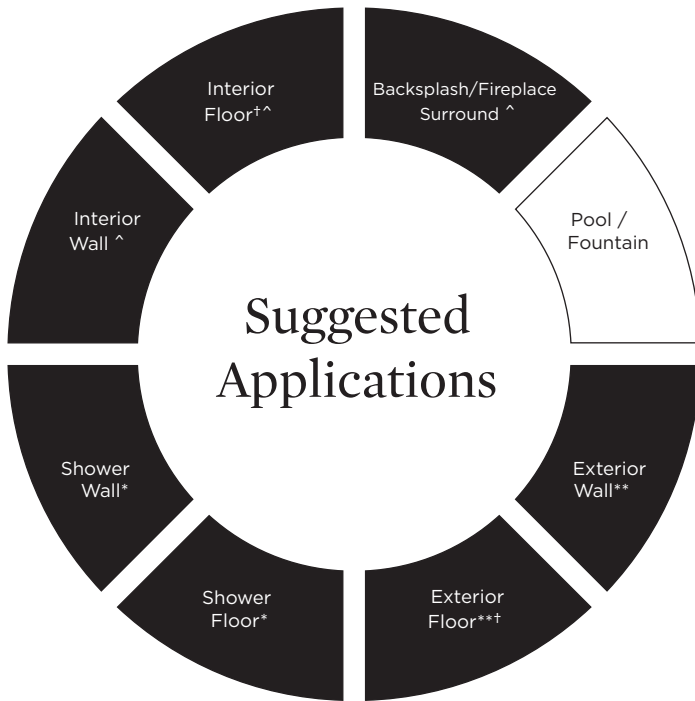
* See variation chart on page 4
** Available in Matte Finish Only



ESTB. 1978

WATERWORKS

Portlandia



Recommended Use



Not Recommended Use

Application Notes

* Suitable for use in wet environments, including steam showers, if properly installed, sealed, and maintained

** All styles suitable for exterior use in tropical/subtropical climate. Piccolo, Armonia, Liscia and Mezzo are suitable for use in freeze/thaw climates.

† For commercial applications, please inquire


^ Suitable applications for Portlandia Instock

Installation / Maintenance


- WATERWORKS ASSUMES NO RESPONSIBILITY FOR INSTALLATION
- Installation constitutes acceptance.
- Tile should be installed by a licensed and experienced tile setter.
- Refer to TCNA (Tile Council of North America) or ANSI standards for installation guidelines.
- All tile must be inspected PRIOR to installation.
- Dry lay tile prior to installation to allow for blending of color variation.
- Tile should be sealed PRIOR to grouting. Dark grout can stain crackle tile.
- Waterworks recommends a grouted test panel prior to installation to understand final appearance of grouted materials
- Re-seal tile and grout after installation and maintain regularly.

Variation Level


V1




V2




V3



V4



V5



1. MINIMAL, IF ANY COLOR VARIATION

2. SLIGHT COLOR VARIATION CAN BE EXPECTED

3. A MEDIUM RANGE OF COLOR VARIATION IS TYPICAL; DARKER AND LIGHTER TONES ARE EVIDENT

4. CONSIDERABLE COLOR VARIATION IS TYPICAL; FROM DARKS TO LIGHTS AND SOME TONE CHANGES

5. EXTREME COLOR VARIATION CAN BE EXPECTED - THE RANGE IS OFTEN DIFFERING BUT COMPLEMENTARY

Thickness



1/2" - 3/4"

*Nominal: +/- 1/8"

Suggested Grout Lines

1/8"