

## UNIVERSAL

UCWL18

Universal Classic 18" Wall Mounted 90 Degree Shower Arm  
with Low Profile Flange



SHOWN IN UNIVERSAL CLASSIC 18" WALL MOUNTED 90 DEGREE SHOWER ARM WITH LOW PROFILE FLANGE | UCWL18

### TECHNICAL DETAILS

Fittings Hole Diameter: 1 1/4"  
Inlet Connection Size: 1/2"  
Inlet Connection Type: Male NPT  
Outlet Connection Size: 1/2"  
Outlet Connection Type: Male NPT  
Water Pressure Recommended: 45.0 psi

### INSPIRATION

Our Universal collection features timeless designs complementing any of our Waterworks. With a wide range of product, from fittings to accessories, Universal adds exquisite proportion and balance to any environment.

### CODES & STANDARDS

### PRODUCT FEATURES

Compatible with an assortment of Waterworks showerheads, sold separately

Brass Construction

Includes 18" wall mounted 90 degree shower arm

Stocked in Chrome, Nickel and Brass

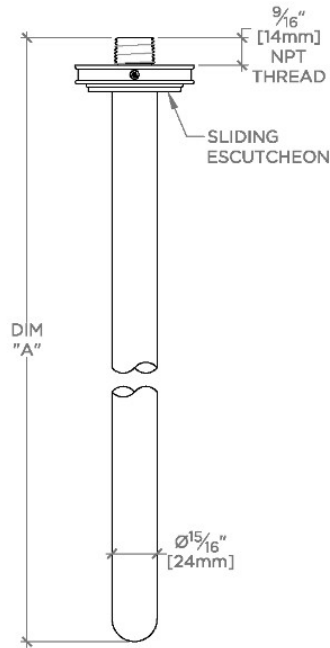
### CERTIFICATIONS

### PRODUCT (NOTES)

## UNIVERSAL

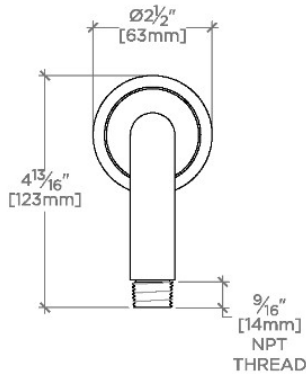
## UCWL18

Universal Classic 18" Wall Mounted 90 Degree Shower Arm  
with Low Profile Flange



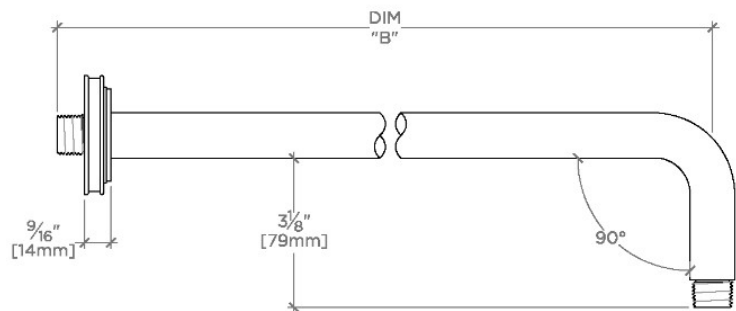
TOP VIEW

SCALE: 3"=1'-0"



FRONT VIEW

SCALE: 3"=1'-0"



SIDE VIEW

SCALE: 3"=1'-0"

STYLE NO.	DIM "A"	DIM "B"
UCWL12	13 1/16" [331mm]	12 1/2" [319mm]
UCWL18	19 1/16" [484mm]	18 1/2" [472mm]
UCWL22	23 1/16" [585mm]	22 1/2" [572mm]