

JULIA

JUPB41

Julia Pressure Balance with Diverter Trim with Metal Lever Handle



SHOWN IN NICKEL

TECHNICAL DETAILS

ADA Compliance: Yes
Control Valve Rough-in Depth Maximum: 76 mm
Control Valve Rough-in Depth Minimum: 57 mm
Diverter Valve Rough-in Depth Maximum: 67 mm
Diverter Valve Rough-in Depth Minimum: 57 mm
Escutcheon Primary Material: Brass
Index Color / Finish and Material: Architectural Bronze
Depth / Width: 64 mm
Height: 165 mm
Index Marking: Blank
Integrated Diverter: Y
Length: 152 mm
Number of Handles: One
Primary Material: Brass
Suggested Application: Bath

INSPIRATION

An interpretation of 1920s French country, Julia speaks to decoration and intricate design displayed through beautifully composed turnings. These details embody the robust, signature high profile spout enabling Julia to transition fluidly from informal to formal environments.

PRODUCT FEATURES

A round trim with integral diverter and a lever handle features a metal index. Optional handle materials include porcelain, wood, crystal, and semi-precious stones.

This item is stocked in a Chrome, Nickel or Matte Nickel finishes and additional made-to-order finish options are available in 12 weeks from purchase.

Integral diverter allows bather to move water between two sources.

Adjust the single handle control to switch water on and adjust temperature.

CODES & STANDARDS

Code # JUSV41: ASME A112.18.1 / CSA B125.1, State of MA

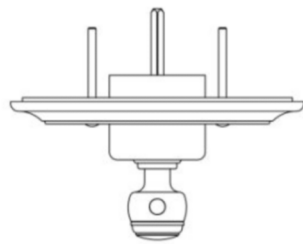
PRODUCT (NOTES)

Required valve GUSV87 sold separately. Diverter system not compatible with handshowers; a 2-way diverter system must be specified.

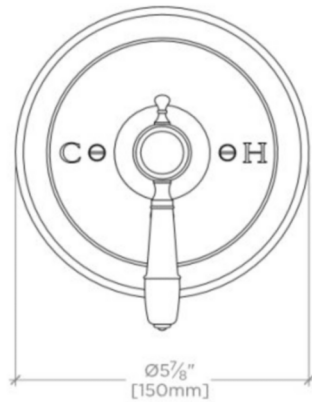
JULIA

JUPB41

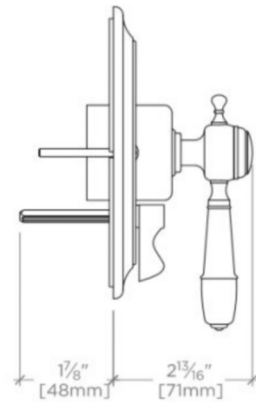
Julia Pressure Balance with Diverter Trim with Metal Lever Handle



TOP VIEW SCALE: 3"=1'-0"



FRONT VIEW SCALE: 3"=1'-0"



SIDE VIEW SCALE: 3"=1'-0"