



ESTB. 1978

WATERWORKS

Kromaglas



Kromaglas is smooth, flawless, brilliant glass that is carefully calibrated to be compatible with other materials. Versatile palette and thirteen shapes.




ESTB. 1978


WATERWORKS

Kromaglas


MOSAIC



1" STACKED
KRMS11



1" x 2" STACKED
KRMS12



2" STACKED
KRMS22



1" x 2" STAGGERED
KRMS12



2" x 4" STAGGERED
KRMS24



ESTB. 1978

WATERWORKS

Kromaglas

FIELD TILE



2" x 12" KRF012



2" x 16" KRF216



3" x 6" KRF036



8" x 16" KRF816




4" x 8" KRF048



4" x 12" KRF412



4" x 16" KRF416



12" x 24" KRF124



ESTB. 1978

WATERWORKS

Kromaglas

ARCHITECTURAL TRIM



QUARTER ROUND
1 5/16" X 8"
KRQR08



STANDARD LINER
5/8" X 12"
KRLN06



ESTB. 1978

WATERWORKS

Kromaglas

PALETTE




Sky Blue V3
Glossy



Gray Cloud V3
Glossy



Gray Cloud V3
Matte



Jet V3
Glossy



Lagoon V3
Glossy



Lagoon V3
Matte



Neptune V3
Glossy




Neptune V3
Matte



Pool V3
Glossy



Pool V3
Matte



Royal V3
Glossy



Slate Gray V3
Glossy



Snow V3
Glossy



Snow V3
Matte



Warm Sand V3
Glossy



ESTB. 1978

WATERWORKS

Kromaglas

AVAILABILITY

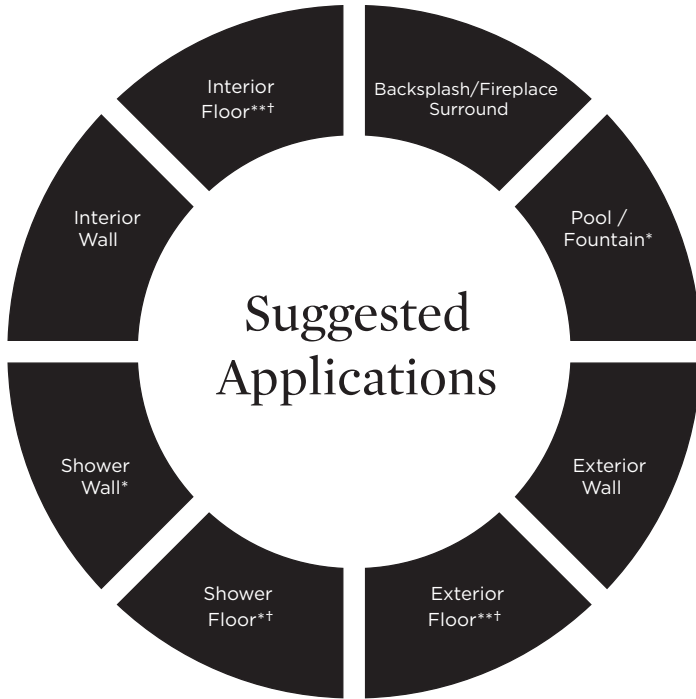
	3x6	4x8	2x12	4x12	12x24	2x16	4x16	8x16	Liner	1" Stacked	2" Stacked	1x2 Stacked	1x2 Staggered	2x4 Staggered	Quarter
Gray Cloud Glossy	X	X	X	X	X	X	X	X	X	X	X	X	X	X	X
Gray Cloud Matte	X			X					X	X	X	X	X		
Jet Glossy	X	X		X					X	X	X				X
Lagoon Glossy	X	X	X	X	X	X	X	X	X	X	X	X	X	X	X
Lagoon Matte	X			X					X	X	X	X	X		
Neptune Glossy	X	X	X	X	X	X	X	X	X	X	X	X	X	X	X
Neptune Matte	X			X					X	X	X	X	X		
Pool Glossy	X	X	X	X	X	X	X	X	X	X	X	X	X	X	X
Pool Matte	X			X					X	X	X	X	X		
Royal Glossy	X	X		X					X	X	X				X
Sky Blue Glossy	X	X	X	X					X	X	X	X	X	X	X
Slate Gray Glossy	X	X	X	X		X			X	X	X			X	
Snow Glossy	X	X	X	X	X	X	X	X	X	X	X	X	X	X	X
Snow Matte	X	X		X	X		X	X	X	X	X	X	X		
Warm Sand Glossy	X	X		X					X	X	X			X	



ESTB. 1978

WATERWORKS

Kromaglas



● Recommended Use ○ Not Recommended Use

Variation Level

V1	V2	V3	V4	V5

1. MINIMAL, IF ANY COLOR VARIATION
2. SLIGHT COLOR VARIATION CAN BE EXPECTED
3. A MEDIUM RANGE OF COLOR VARIATION IS TYPICAL; DARKER AND LIGHTER TONES ARE EVIDENT
4. CONSIDERABLE COLOR VARIATION IS TYPICAL; FROM DARKS TO LIGHTS AND SOME TONE CHANGES
5. EXTREME COLOR VARIATION CAN BE EXPECTED - THE RANGE IS OFTEN DIFFERING BUT COMPLEMENTARY

PLEASE REFER TO COLLECTION TEARSHEET FOR VARIATION LEVEL BY COLOR.

SAMPLING IS RECOMMENDED TO UNDERSTAND VARIATION OF MATERIAL

Product Variation

Color variation is an inherent characteristic of our glass tile and should be expected. Refer to our color variation ranking for further details. Please inquire for additional information.

Application Notes

* Suitable for use in wet environments, including steam showers, if properly installed, sealed, and maintained

** For commercial applications, please inquire.

† Matte Finish Only

Custom Opportunities Available

Minimums and extended lead-times may apply.

Please contact your local Waterworks showroom or our direct sales team at 800.899.6757.

Installation / Maintenance

- WATERWORKS ASSUMES NO RESPONSIBILITY FOR INSTALLATION
- Installation constitutes acceptance.
- Tile should be installed by a licensed and experienced tile setter.
- Refer to TCNA (Tile Council of North America) or ANSI standards for installation guidelines.
- All tile must be inspected PRIOR to installation.
- Dry lay tile prior to installation to allow for blending of color variation.
- Waterworks recommends a grouted test panel prior to installation to understand final appearance of grouted materials
- Seal grout joints after installation and maintain regularly.
- Installation guidelines are available.

Thickness

5/16"*

*Nominal: +/- 1/6"

Suggested Grout Lines

1/8"