


Ludlow

LDVC10

Ludlow Volume Control Valve Trim with Lever Handle



SHOWN IN LUDLOW VOLUME CONTROL VALVE TRIM WITH LEVER HANDLE | LDVC10

TECHNICAL DETAILS

ADA Compliance: Yes
 Depth/Width: 75 mm
 Escutcheon Primary Material: Brass
 Fittings Hole Diameter: 35 mm
 Height: 121 mm
 Integrated Diverter: N
 Integrated Spray: N
 Length: 64 mm
 Number Of Handles: One
 Pivot: N
 Primary Material: Brass
 Spout Swivel: N
 Spray Included In Unit: N
 Suggested Application: Bath

INSPIRATION

Our fresh take on American industrial design features comes in two styles, each of them clean-lined, versatile and unique to Waterworks. Choose from original Ludlow, featuring a square plate and exposed screws, and Ludlow Volta, with a round escutcheon for a softer, more transitional feel.

CODES & STANDARDS

ASME A112.18.1/CSA B125.1, State of MA

PRODUCT FEATURES

Lever Handle

Used to control water flow to a single waterway outlet such as a showerhead, handshower, or tub spout

Stocked in a Chrome, Nickel and Brass

Requires rough valve, sold separately: GUV18/GUVC19 (1/2") or GUV16/GUVC17 (3/4")

CERTIFICATIONS

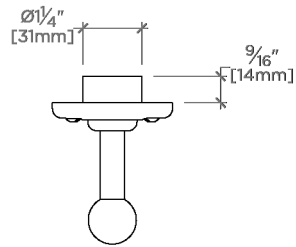


PRODUCT (NOTES)

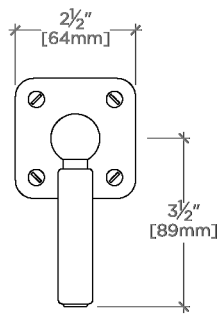
Ludlow

LDVC10

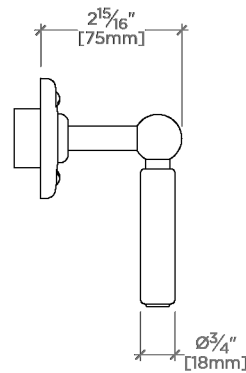
Ludlow Volume Control Valve Trim with Lever Handle



TOP VIEW SCALE: 3"=1'-0"



FRONT VIEW SCALE: 3"=1'-0"



SIDE VIEW SCALE: 3"=1'-0"