

R.W. ATLAS

RWHW20

R.W. Atlas 6" Cylinder Pull



SHOWN IN R.W. ATLAS 6" CYLINDER PULL | RWHW20

TECHNICAL DETAILS

Height: 13/16"
Length: 6 3/4"
Primary Material: Brass

INSPIRATION

Powerful shapes, exquisite materials, and unique aesthetic details define R.W. Atlas. This groundbreaking collection pairs American ingenuity with European craftsmanship, delivering refined industrial-inspired character that fits seamlessly into any space.

CODES & STANDARDS

PRODUCT FEATURES

Solid Brass

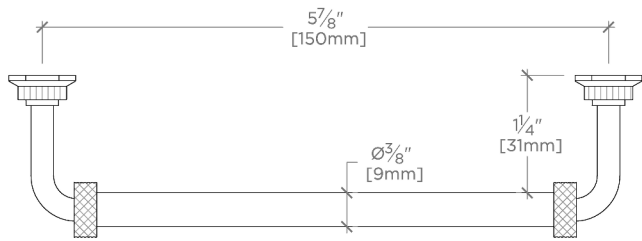
Machined and hand-polished

Made in Portugal

Includes 2 x M4 Pan Head Slot 1" Machine Screw and 2 x M4 Pan Head Slot 1 1/2" Machine Screw

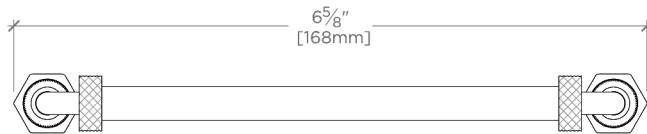
CERTIFICATIONS

Replacement Screws available
PRODUCT (NOTES)



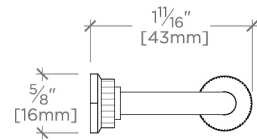
TOP VIEW

SCALE: 6"=1'-0"



FRONT VIEW

SCALE: 6"=1'-0"



SIDE VIEW

SCALE: 6"=1'-0"