



ESTB. 1978

WATERWORKS

Bradbury



Inspired by the Bradbury Building, an L.A. historic landmark built in 1892, this versatile ceramic tile assortment captures some of the rugged texture of glazed bricks in a more refined way. Handcrafted from fine red-body clay, the designs have a special artisanal edge and a slightly irregular surface that reflects light, amplifying each tile's unique color variation and depth.

Choose from distinctive shades that lend themselves to uncommonly beautiful tonal blends, as well as dramatic large-scale architectural trims that transform a room.



ESTB. 1978

WATERWORKS

Bradbury

FIELD TILE



2 3/8" X 4" *
BRF024



2 3/8" X 8 1/4" *
BRF028



3 1/8" X 6 1/4" *
BRF036



4 1/8" X 8 1/4" *
BRF048

ARCHITECTURAL ELEMENTS



BAR LINER
1" X 8 1/4"
BRLN01



SQUARE RAIL
2" X 8 1/4"
BRRL03



CHAIR RAIL
2 3/8" X 8 1/4"
BRRL01



MOLDING RAIL
2 3/8" X 8 1/4"
BRRL05



CAPITOL RAIL
3 1/2" X 8 1/4"
BRRL04



CHISELED BASE
6 1/8" X 8 1/4"
BRBS01

* Coordinating single and corner glazed edges available




ESTB. 1978

WATERWORKS

Bradbury

PALETTE




Domino Glossy Crackle V4



Alchemy Glossy Crackle V4




Ecru Glossy Crackle V4




Tiger Eye Glossy Crackle V4




Kona Glossy Crackle V4



Yale Glossy Crackle V4



Prussian Glossy Crackle V4



Aegean Glossy Crackle V4




Silica Glossy Crackle V4




Fararr Glossy Crackle V4



Arctic Glossy Solid V3



Arctic Matte Solid V3




Harbor Glossy Solid V3



River Blue Glossy Solid V3



Calypso Glossy Solid V3



Magnetite Glossy Solid V4

* See variation chart on page 4

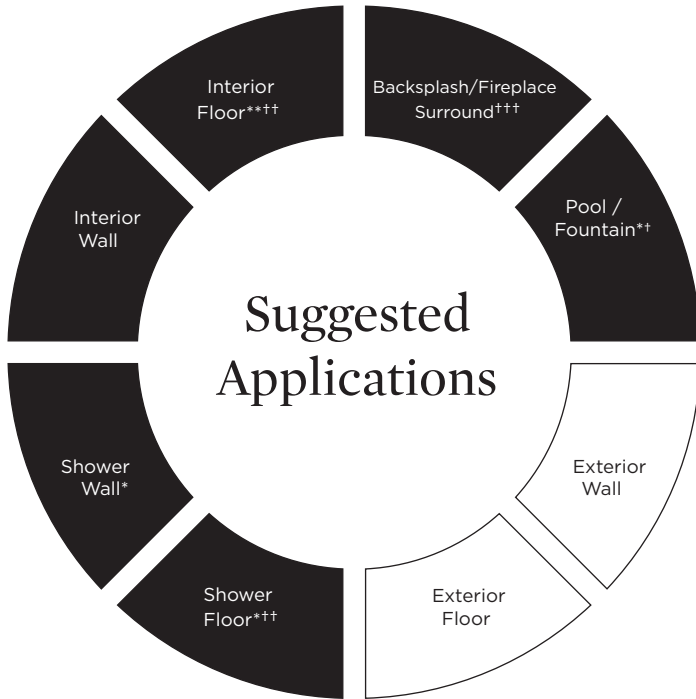
** Surface texture is inherent in the material; glazes may crackle



ESTB. 1978

WATERWORKS

Bradbury



● Recommended Use ○ Not Recommended Use

Variation Level

V1	V2	V3	V4	V5

1. MINIMAL, IF ANY COLOR VARIATION
2. SLIGHT COLOR VARIATION CAN BE EXPECTED
3. A MEDIUM RANGE OF COLOR VARIATION IS TYPICAL; DARKER AND LIGHTER TONES ARE EVIDENT
4. CONSIDERABLE COLOR VARIATION IS TYPICAL; FROM DARKS TO LIGHTS AND SOME TONE CHANGES
5. EXTREME COLOR VARIATION CAN BE EXPECTED - THE RANGE IS OFTEN DIFFERING BUT COMPLEMENTARY

PLEASE REFER TO COLLECTION TEARSHEET FOR VARIATION LEVEL BY COLOR.

SAMPLING IS RECOMMENDED TO UNDERSTAND VARIATION OF MATERIAL

Product Variation

Color, size and surface variation is an inherent characteristic of our handmade tile and should be expected. Refer to our color variation ranking for further details. Please inquire for additional information.

Custom Opportunities Available

Minimums and extended lead-times may apply.

Please contact your local Waterworks showroom or our direct sales team at 800.899.6757.

Application Notes

- * Suitable for use in wet environments, including steam showers, if properly installed, sealed, and maintained
- ** Suitable for light traffic floor ONLY
- † Suitable above waterline in tropical/subtropical climates only
- † † Small format ONLY (2x4 ONLY)

Installation / Maintenance

- WATERWORKS ASSUMES NO RESPONSIBILITY FOR INSTALLATION
- Installation constitutes acceptance.
- Tile should be installed by a licensed and experienced tile setter.
- Refer to TCNA (Tile Council of North America) or ANSI standards for installation guidelines.
- All tile must be inspected PRIOR to installation.
- Dry lay tile prior to installation to allow for blending of color variation.
- Tile should be sealed PRIOR to grouting. Dark grout can stain crackle tile.
- Waterworks recommends a grouted test panel prior to installation to understand final appearance of grouted materials
- Re-seal tile and grout after installation and maintain regularly.

Thickness

*Nominal: +/- 1/8"

Suggested Grout Lines

1/8"