

UNIVERSAL

Universal 5" Shower Rose

UNSH32



SHOWN IN UNIVERSAL 5" SHOWER ROSE| UNSH32

TECHNICAL DETAILS

Adjustable versus Fixed Spray: Fixed Spray
Diameter of Head: 130 mm
Flow Restriction Options: 2.0, 1.75, 1.5
Depth / Width: 130 mm
Height: 106 mm
Inlet Connection Size: 1/2"
Inlet Connection Type: Female Threads
Integrated Diverter: N
Length: 130 mm
Pivot: Y
Primary Material: Brass
Suggested Application: Bath
Water Pressure Maximum: 6.0 bar
Water Pressure Minimum: 1.5 bar
Water Pressure Recommended: 3.0 bar

INSPIRATION

Our Universal collection features timeless designs complementing any of our Waterworks. With a wide range of product, from fittings to accessories, Universal adds exquisite proportion and balance to any environment.

CODES & STANDARDS

Code # UNSH32X: Certified with CEC

PRODUCT FEATURES

Add elegant utility and a gently refreshing rainfall effect to your daily ritual with an exquisitely proportioned Universal showerhead

Pair this attractive bathroom fitting with a complementary shower arm and flange from the Universal collection

Stocked in 2.0gpm (7.6 L/min) and 1.75gpm (6.6 L/min). State of California requires 1.75gpm (6.6 L/min) to comply with their water conservation requirements. Other flow options are available to order, contact your sales associate or call 1 (800) 899-6757 for details.

CERTIFICATIONS

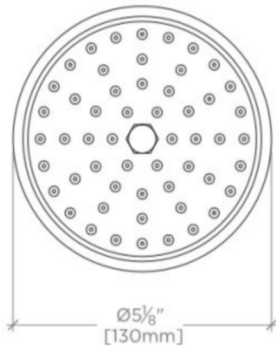


WATERWORKS

UNIVERSAL

Universal 5" Shower Rose

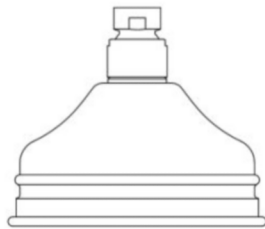
UNSH32



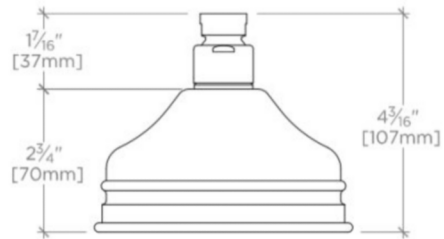
TOP VIEW SCALE: 3"=1'-0"



ISO VIEW SCALE: 3"=1'-0"



FRONT VIEW SCALE: 3"=1'-0"



SIDE VIEW SCALE: 3"=1'-0"