


UNIVERSAL

UCCL18

Universal Classic 18" Ceiling Mounted Shower Arm with Low Profile Flange



SHOWN IN UNIVERSAL CLASSIC 18" CEILING MOUNTED SHOWER ARM WITH LOW PROFILE FLANGE | UCCL18

TECHNICAL DETAILS

Fittings Hole Diameter: 1 1/4"
Inlet Connection Size: 1/2"
Inlet Connection Type: Male NPT
Outlet Connection Size: 1/2"
Outlet Connection Type: Male NPT
Water Pressure Recommended: 45.0 psi

INSPIRATION

Our Universal collection features timeless designs complementing any of our Waterworks. With a wide range of product, from fittings to accessories, Universal adds exquisite proportion and balance to any environment.

CODES & STANDARDS

PRODUCT FEATURES

Compatible with an assortment of Waterworks showerheads, sold separately

Brass Construction

Includes 18" ceiling mounted shower arm

Stocked in Chrome, Nickel and Brass

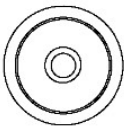
CERTIFICATIONS

PRODUCT (NOTES)

UNIVERSAL

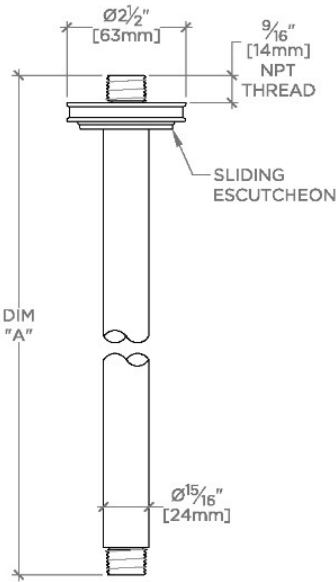
UCCL18

Universal Classic 18" Ceiling Mounted Shower Arm with Low Profile Flange

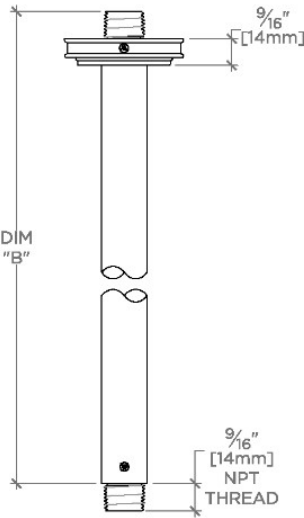


TOP VIEW SCALE: 3"=1'-0"

STYLE NO.	DIM "A"	DIM "B"
UCCL06	7 ¹ / ₈ " [181mm]	6 ⁹ / ₁₆ " [167mm]
UCCL12	13 ¹ / ₈ " [334mm]	12 ⁹ / ₁₆ " [319mm]
UCCL18	19 ¹ / ₈ " [486mm]	18 ⁹ / ₁₆ " [471mm]
UCCL24	25 ¹ / ₈ " [639mm]	24 ⁹ / ₁₆ " [624mm]



FRONT VIEW SCALE: 3"=1'-0"



SIDE VIEW SCALE: 3"=1'-0"