

## EASTON

EAXS35

Easton Classic Exposed Thermostatic System with 8" Shower Rose with Oak Lever Handle



SHOWN IN EASTON CLASSIC EXPOSED THERMOSTATIC SYSTEM WITH 8" SHOWER ROSE WITH OAK LEVER HANDLE | EAXS35

### TECHNICAL DETAILS

ADA Compliance: Yes  
 Adjustable Versus Fixed Spray: Fixed Spray  
 Diameter Of Head: 8"  
 Fittings Hole Diameter: 1 3/8"  
 Flow Restriction Options: 2.5, 2.0, 1.75, 1.5, 0.92  
 Handshower Spray Hose Length: 59"  
 Index Color Finish And Material: Metal  
 Inlet Connection Size: 3/4"  
 Inlet Connection Type: Copper Compression  
 Inlet Supply Spread Maximum: 8 3/16"  
 Inlet Supply Spread Minimum: 8 1/16"  
 Installation Type: Wall Mounted  
 Integrated Diverter: N  
 Primary Material: Brass  
 Suggested Application: Bath  
 Valve Material: Brass  
 Water Pressure Maximum: 75.0 psi  
 Water Pressure Minimum: 20.0 psi  
 Water Pressure Recommended: 45.0 psi

### INSPIRATION

Drawing on Edwardian style, Easton is the most extensive Waterworks family; a range of moods and a selection of products from fittings to furniture.

### CODES & STANDARDS

Complies with ASME A112.18.1/CSA B125.1, Waterworks Handshowers use check valves compliant to ASME A112.18.3 for backflow protection. ASSE 1016/ASME A112.1016/CSA B125.16, State of MA

### PRODUCT FEATURES

Built in Anti-scald protection.

Optional handle materials include porcelain and semi-precious stones.

The pillowed propeller on the cross handle makes the product fit comfortably in the hand.

Add a handshower to this exposed system. Handshower not included.

Stocked in 2.5gpm (9.5 L/min) and 1.75gpm (6.6 L/min). State of California requires 1.75gpm (6.6 L/min) to comply with their water conservation requirements. Other flow options are available to order, contact your sales associate or call 1 (800) 899-6757 for details.

### CERTIFICATIONS



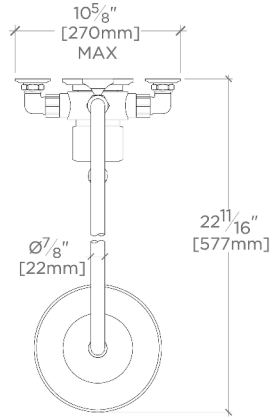
### PRODUCT (NOTES)

Valve Included, Handshower Sold Separately

## EASTON

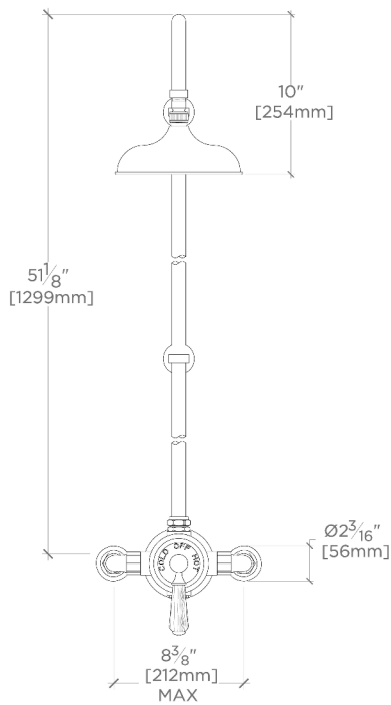
EAXS35

Easton Classic Exposed Thermostatic System with 8" Shower  
Rose with Oak Lever Handle



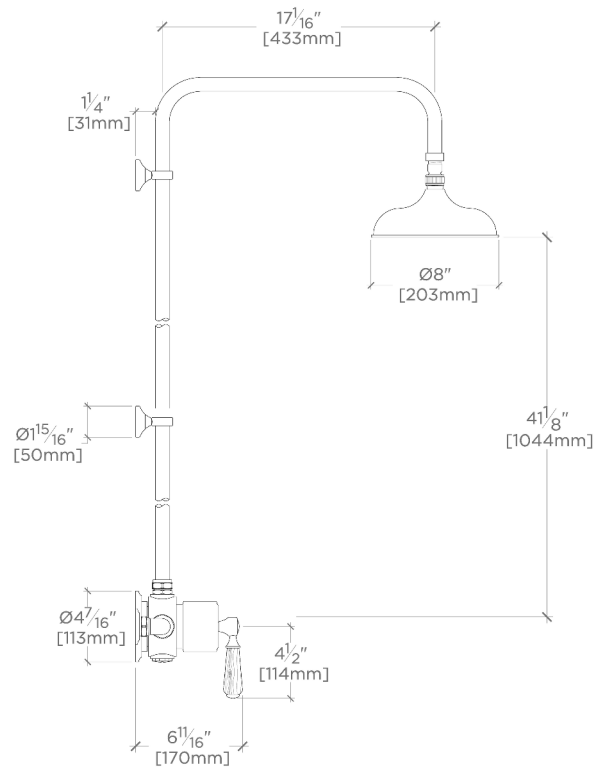
TOP VIEW

SCALE: 1"=1'-0"



FRONT VIEW

SCALE: 1"=1'-0"



SIDE VIEW

SCALE: 1"=1'-0"