

EASTON

EAXS34

Easton Classic Exposed Thermostatic System with 8" Shower Rose with Black Porcelain Lever Handle



SHOWN IN EASTON CLASSIC EXPOSED THERMOSTATIC SYSTEM WITH 8" SHOWER ROSE WITH BLACK PORCELAIN LEVER HANDLE
| EAXS34

INSPIRATION

Drawing on Edwardian style, Easton is the most extensive Waterworks family; a range of moods and a selection of products from fittings to furniture.

PRODUCT FEATURES

Built in Anti-scald protection.

Optional handle materials include porcelain and semi-precious stones.

The pillowed propeller on the cross handle makes the product fit comfortably in the hand.

Add a handshower to this exposed system. Handshower not included.

Stocked in 2.5gpm (9.5 L/min) and 1.75gpm (6.6 L/min). State of California requires 1.75gpm (6.6 L/min) to comply with their water conservation requirements. Other flow options are available to order, contact your sales associate or call 1 (800) 899-6757 for details.

TECHNICAL DETAILS

ADA Compliance: Yes
Adjustable Versus Fixed Spray: Fixed Spray
Diameter Of Head: 8"
Fittings Hole Diameter: 1 3/8"
Flow Restriction Options: 2.5, 2.0, 1.75, 1.5, 0.92
Handshower Spray Hose Length: 59"
Index Color Finish And Material: Metal
Inlet Connection Size: 3/4"
Inlet Connection Type: Copper Compression
Inlet Supply Spread Maximum: 8 3/16"
Inlet Supply Spread Minimum: 8 1/16"
Installation Type: Wall Mounted
Integrated Diverter: N
Primary Material: Brass
Suggested Application: Bath
Valve Material: Brass
Water Pressure Maximum: 75.0 psi
Water Pressure Minimum: 20.0 psi
Water Pressure Recommended: 45.0 psi

CODES & STANDARDS

Complies with ASME A112.18.1/CSA B125.1, Waterworks Handshowers use check valves compliant to ASME A112.18.3 for backflow protection. ASSE 1016/ASME A112.1016/CSA B125.16, State of MA

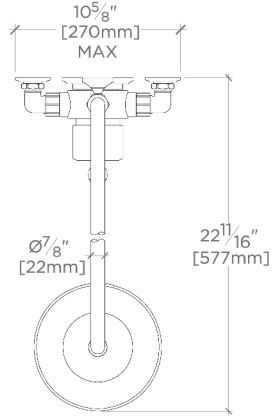
CERTIFICATIONS



PRODUCT (NOTES)

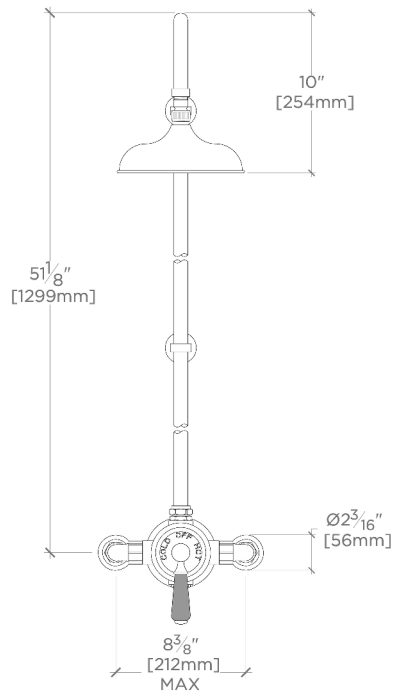
Valve Included, Handshower Sold Separately

Easton Classic Exposed Thermostatic System with 8" Shower
Rose with Black Porcelain Lever Handle



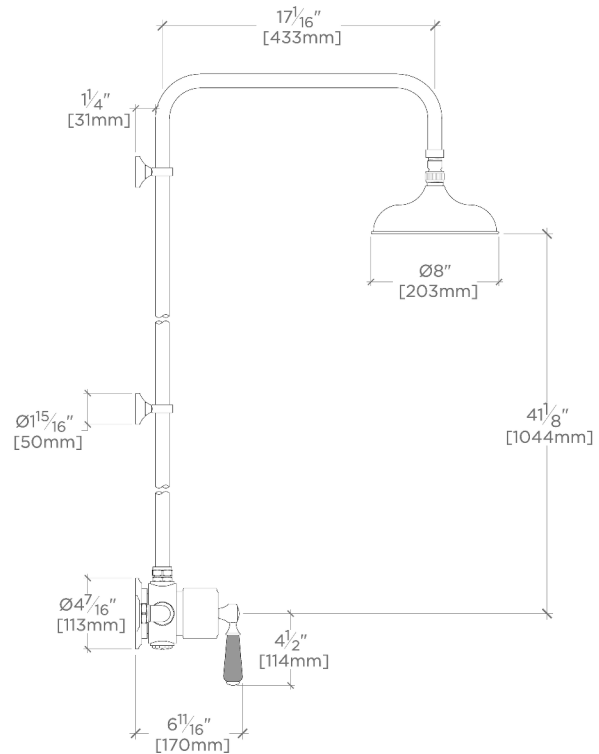
TOP VIEW

SCALE: 1"=1'-0"



FRONT VIEW

SCALE: 1"=1'-0"



SIDE VIEW

SCALE: 1"=1'-0"