

HENRY CHRONOS

CNHW88

Henry Chronos 8" Back-to-back Shower Door Pull



SHOWN IN HENRY CHRONOS 8" BACK-TO-BACK SHOWER DOOR PULL | CNHW88

TECHNICAL DETAILS

Hardware Primary Material: Brass
Hardware Shape: Pull
Length: 5"

INSPIRATION

Inspired by dive watches, Henry Chronos radiates design prowess and technical precision. Chronos retains the design integrity of our original, iconic Henry collection, while imbuing it with modern details and exquisite materials.

CODES & STANDARDS

PRODUCT FEATURES

Solid brass

Machined and hand-finished

Made in the UK

Includes per fixing: M6 2" all threaded screw and rubber washers

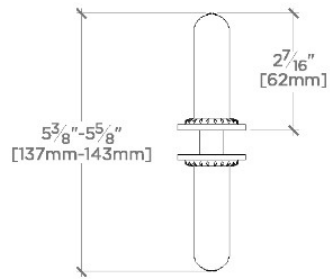
CERTIFICATIONS

PRODUCT (NOTES)

HENRY CHRONOS

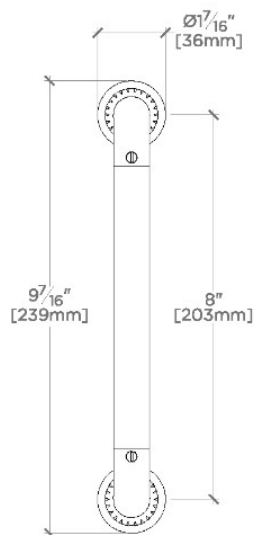
CNHW88

Henry Chronos 8" Back-to-back Shower Door Pull



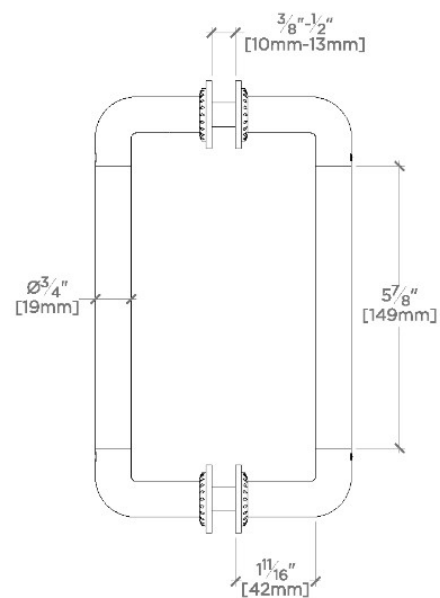
TOP VIEW

SCALE: 3"=1'-0"



FRONT VIEW

SCALE: 3"=1'-0"



SIDE VIEW

SCALE: 3"=1'-0"