


BOND

BVC110

Bond Solo Series Volume Control with Lever Handle



SHOWN IN BOND SOLO SERIES VOLUME CONTROL WITH LEVER HANDLE | BVC110

TECHNICAL DETAILS

ADA Compliance: Yes
 Fittings Hole Diameter: 1 3/8"
 Handle Turn Angle: Quarter Turn
 Integrated Diverter: N
 Number Of Holes: One Hole
 Primary Material: Brass

INSPIRATION

Modern designs infused with rare soul and artistry. Explore our wide range of Bond bath and kitchen elements, from fittings to fixtures to hardware.

CODES & STANDARDS

ASME A112.18.1/CSA B125.1, State of MA

PRODUCT FEATURES

Lever Handle

Used to control water flow to a single waterway outlet such as a showerhead, handshower, or tub spout

Features Upturned Lever Handle

Stocked in Chrome, Nickel, Brass and Dark Nickel

Requires rough valve, sold separately: GUV18/ GUV19 or GUV16 /GUV17

CERTIFICATIONS

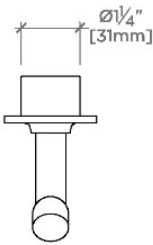


PRODUCT (NOTES)

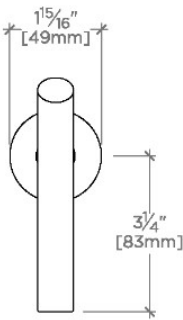
BOND

BVC110

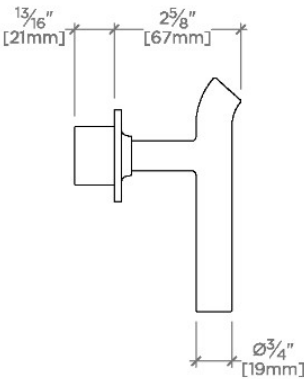
Bond Solo Series Volume Control with Lever Handle



TOP VIEW SCALE: 3"=1'-0"



FRONT VIEW SCALE: 3"=1'-0"



SIDE VIEW SCALE: 3"=1'-0"