

## Opus

OPS18G

Opus 8" Rain Showerhead with 20" Wall Mounted Gooseneck Shower Arm



SHOWN IN OPUS 8" RAIN SHOWERHEAD WITH 20" WALL MOUNTED GOOSENECK SHOWER ARM | OPS18G

### TECHNICAL DETAILS

Adjustable Versus Fixed Spray: Fixed  
 Fittings Hole Diameter: 32 mm  
 Flow Restriction Options: 1.5, 1.75, 2.0  
 Inlet Connection Size: 1/2"  
 Inlet Connection Type: Female Straight Threads with Rubber Washer  
 Pivot: Y  
 Primary Material: Brass  
 Restricted Maximum Flow Rate: 6.6 liters/min  
 Water Pressure Maximum: 6.0 bar  
 Water Pressure Minimum: 1.5 bar  
 Water Pressure Recommended: 3.0 bar

### INSPIRATION

Opus incorporates a range of sophisticated aesthetic notes, with graceful curves that create a jewel-like refinement.

### CODES & STANDARDS

OPS18GX, ASME A112.18.1/CSA B125.1, CEC(1.5GPM & 1.75GPM Only), WaterSense(1.5GPM, 1.75GPM & 2.0GPM Only), DOE, State of MA

### PRODUCT FEATURES

- Made of Brass
- Features a swivel 8" rain showerhead with easy clean rubber nozzles
- Includes a 20" wall mounted gooseneck shower arm
- Stocked in Brass, Chrome and Nickel
- Rain showerhead available in 1.75gpm (6.6L/min) flow rate

### CERTIFICATIONS

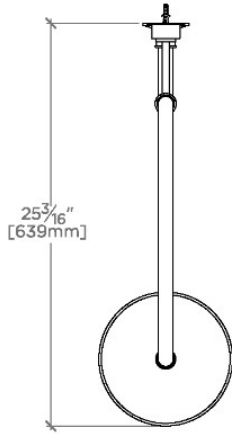


### PRODUCT (NOTES)

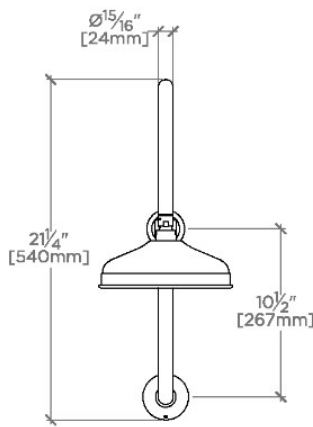
## Opus

OPS18G

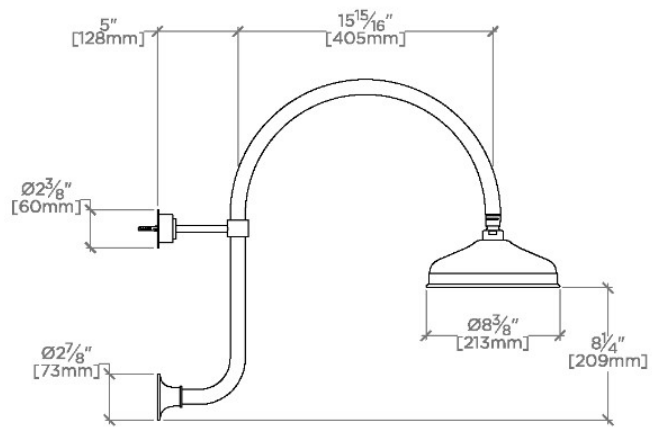
Opus 8" Rain Showerhead with 20" Wall Mounted Gooseneck Shower Arm



TOP VIEW SCALE: 1"=1'-0"



FRONT VIEW SCALE: 1"=1'-0"



SIDE VIEW SCALE: 1"=1'-0"