


R.W. ATLAS

RWHW05

R.W. Atlas 15" Appliance Pull



SHOWN IN R.W. ATLAS 15" APPLIANCE PULL | RWHW05

TECHNICAL DETAILS

Depth/Width: 1"
Hardware Primary Material: Brass
Hardware Shape: Knob
Height: 1 1/16"
Length: 14 13/16"
Primary Material: Brass
Suggested Application: All Applications

INSPIRATION

Powerful shapes, exquisite materials, and unique aesthetic details define R.W. Atlas. This groundbreaking collection pairs American ingenuity with European craftsmanship, delivering refined industrial-inspired character that fits seamlessly into any space.

CODES & STANDARDS

PRODUCT FEATURES

Solid Brass

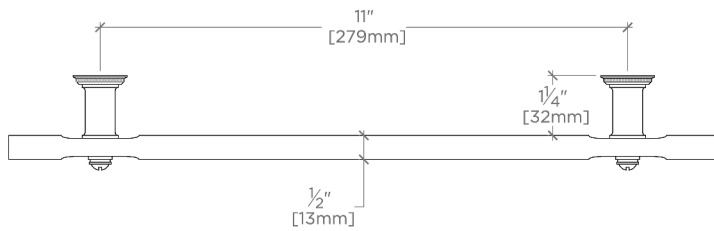
Machined and hand-polished

Made in Portugal

Includes 2 x M4 Pan Head Slot 1" Machine Screw and 2 x M4 Pan Head Slot 1 1/2" Machine Screw

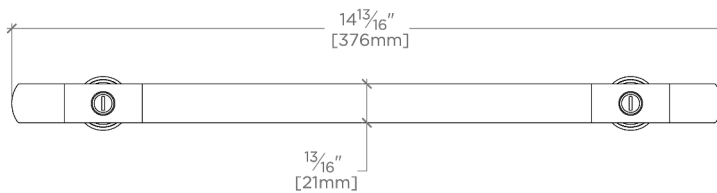
CERTIFICATIONS

Replacement Screws available
PRODUCT (NOTES)



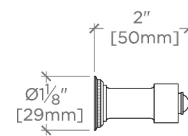
TOP VIEW

SCALE: 3"=1'-0"



FRONT VIEW

SCALE: 3"=1'-0"



SIDE VIEW

SCALE: 3"=1'-0"