




ESTB. 1978

# WATERWORKS

---

## Echo



A Waterworks favorite, this beloved dust-pressed tile collection complements any design aesthetic. While the tiles' perfectly uniform shapes allow for vanishing grout lines, variations in the hand-applied glazes give each installation exquisite depth. Choose from an array of colors and textures, with classic cushioned shoulders or straight, sharp edges for a more modern look.



ESTB. 1978

# WATERWORKS

## Echo

DUST PRESSED FIELD TILE  
CUSHIONED EDGE



3" X 6"  
EOFO36



4 1/4" X 4 1/4"  
EOFO44




6" X 6"  
EOFO66



4 1/2" HEXAGON  
EOFHX4

HANDMADE FIELD TILE  
STRAIGHT EDGE



3" X 6"  
EHF036



4 1/4" X 4 1/4"  
EHF044



3 3/4" X 7 7/8"  
EHF048



6" X 6"  
EHF066

\* Coordinating bullnose available



ESTB. 1978

# WATERWORKS

## Echo

### UNIVERSAL TRIM LINERS/RAILS



STANDARD LINER  
1/2" X 6"  
EOLN01



DOME LINER  
1/2" X 6"  
EOMO06



SHASTA RAIL  
1 5/8" X 6"  
EORL02



STANDARD LINER  
1" X 6"  
EOLN02




CASCADE RAIL  
1 1/2" X 6"  
EORL01

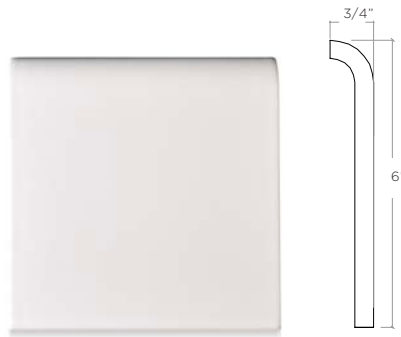


QUARTER ROUND  
1" X 6"  
EQQR05

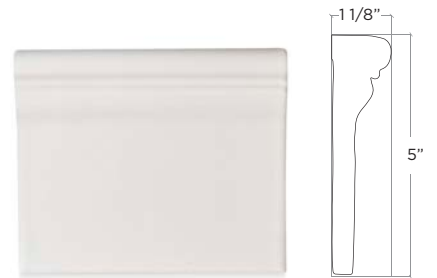
### UNIVERSAL TRIM BASES



COVE BASE  
6" X 6"  
EOLN01



MUD BASE  
6" X 6"  
EOMB01



CASCADE BASE  
5" X 6"  
EOSB01



ESTB. 1978

# WATERWORKS

## Echo

### PALETTE



Magnolia V1  
(Glossy Crackle)



Lark V2  
(Glossy Crackle)



Bamboo V2  
(Glossy Solid)



Eggshell V2  
(Glossy Crackle)



Seashell V2  
(Glossy Crackle)



Amber V4  
(Glossy Crackle)



Cobblestone V4  
(Glossy Crackle)



Canyon V4  
(Glossy Crackle)



Evergreen V3  
(Glossy Crackle)



Moleskin V4  
(Glossy Solid)



Chambray V4  
(Glossy Crackle)





Fig V4  
(Glossy Crackle)



Slate V4  
(Glossy Solid)



Mulberry V3  
(Glossy Solid)



Submarine V3  
(Glossy Crackle)



Anchor V1  
(Glossy Solid)

- V1. MINIMAL, IF ANY COLOR VARIATION
- V2. SLIGHT COLOR VARIATION CAN BE EXPECTED
- V3. A MEDIUM RANGE OF COLOR VARIATION IS TYPICAL; DARKER AND LIGHTER TONES ARE EVIDENT
- V4. CONSIDERABLE COLOR VARIATION IS TYPICAL; FROM DARKS TO LIGHTS AND SOME TONE CHANGES
- V5. EXTREME COLOR VARIATION CAN BE EXPECTED - THE RANGE IS OFTEN DIFFERING BUT COMPLIMENTARY




ESTB. 1978

# WATERWORKS

## Echo

### PALETTE




Milkweed V1  
(Matte Solid)



Dolphin V3  
(Matte Solid)



Laurel V3  
(Matte Solid)




Bluet V3  
(Matte Solid)




Green Grass V3  
(Matte Solid)



Fiddlehead V3  
(Matte Solid)



Russet V2  
(Matte Solid)



Noir V1  
(Matte Solid)

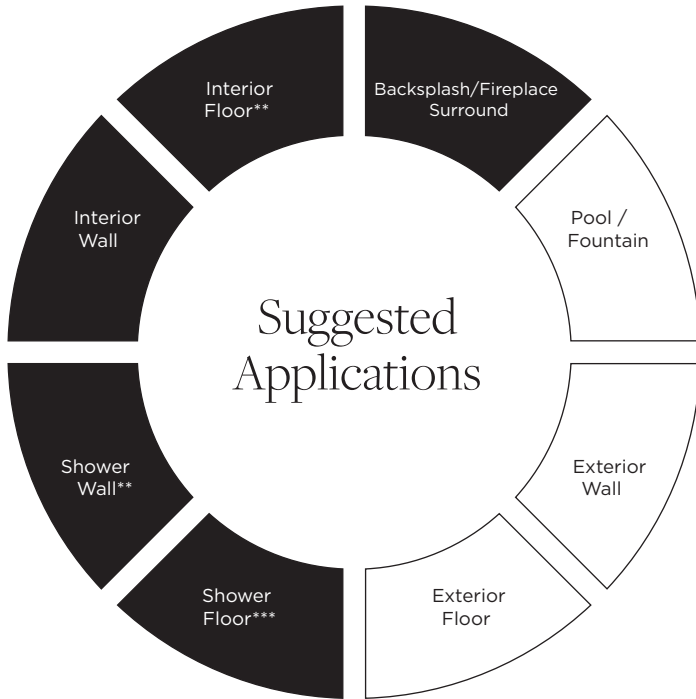
- V1. MINIMAL, IF ANY COLOR VARIATION
- V2. SLIGHT COLOR VARIATION CAN BE EXPECTED
- V3. A MEDIUM RANGE OF COLOR VARIATION IS TYPICAL; DARKER AND LIGHTER TONES ARE EVIDENT
- V4. CONSIDERABLE COLOR VARIATION IS TYPICAL; FROM DARKS TO LIGHTS AND SOME TONE CHANGES
- V5. EXTREME COLOR VARIATION CAN BE EXPECTED - THE RANGE IS OFTEN DIFFERING BUT COMPLIMENTARY



ESTB. 1978

# WATERWORKS

## Echo



● Recommended Use      ○ Not Recommended Use

### Application Notes

\* All finishes suitable for use in wet environments if properly installed, sealed, and maintained. All finishes suitable for use in steam showers if properly installed, sealed and maintained.

\*\*Suitable for light traffic floors ONLY in glossy and matte finish if properly installed, sealed and maintained (small format - 4x4 or smaller and mosaics)

### Installation / Maintenance

- WATERWORKS ASSUMES NO RESPONSIBILITY FOR INSTALLATION
- Installation constitutes acceptance.
- Tile should be installed by a licensed and experienced tile setter.
- Refer to TCNA (Tile Council of North America) or ANSI standards for installation guidelines.
- All tile must be inspected PRIOR to installation.
- Dry lay tile prior to installation to allow for blending of color variation.
- Tile should be sealed PRIOR to grouting. Dark grout can stain crackle tile.
- Waterworks recommends a grouted test panel prior to installation to understand final appearance of grouted materials
- Re-seal tile and grout after installation and maintain regularly.

Variation Level

V1	V2	V3	V4	V5

1. MINIMAL, IF ANY COLOR VARIATION
2. SLIGHT COLOR VARIATION CAN BE EXPECTED
3. A MEDIUM RANGE OF COLOR VARIATION IS TYPICAL; DARKER AND LIGHTER TONES ARE EVIDENT
4. CONSIDERABLE COLOR VARIATION IS TYPICAL; FROM DARKS TO LIGHTS AND SOME TONE CHANGES
5. EXTREME COLOR VARIATION CAN BE EXPECTED - THE RANGE IS OFTEN DIFFERING BUT COMPLEMENTARY

**PLEASE REFER TO COLLECTION TEARSHEET FOR VARIATION LEVEL BY COLOR.**

**SAMPLING IS RECOMMENDED TO UNDERSTAND VARIATION OF MATERIAL**

### Product Variation

Color, size and surface variation is an inherent characteristic of our handmade tile and should be expected. Refer to our color variation ranking for further details. Please inquire for additional information.

### Custom Opportunities Available

Minimums and extended lead-times may apply.

Please contact your local Waterworks showroom or our direct sales team at 800.899.6757.

Thickness

$5/16'''^{**} - 3/8'''^{*}$

\*Nominal: +/- 1/16"  
\*\*Cushioned Edge

Suggested Grout Lines

$1/16'' - 1/8''$