

## R.W. ATLAS

RWMR01

R.W. Atlas Metal Rectangular Wall Mounted Stationary Mirror-  
Vertical 20" x 32" x 1 3/8"



SHOWN IN R.W. ATLAS METAL RECTANGULAR WALL MOUNTED STATIONARY MIRROR-VERTICAL 20" X 32" X 1 3/8" | RWMR01

### TECHNICAL DETAILS

ADA Compliance: When installed per ADA guidelines  
Adjustable Levelers Feet: N  
Depth/Width: 1 3/8"  
Height: 32"  
Installation Type: Wall Mounted  
Length: 20"  
Primary Material: Metal

### INSPIRATION

Powerful shapes, genuine materials and unique aesthetic details. The original, impeccable vision of R.W. Atlas pairs American ingenuity with European craftsmanship.

### CODES & STANDARDS

### PRODUCT FEATURES

This industrial inspired mirror has exposed "L" brackets affixed with slotted head screws, beveled mirror glass and chamfered edges.

### CERTIFICATIONS

### PRODUCT (NOTES)

# WATERWORKS

## R.W. ATLAS

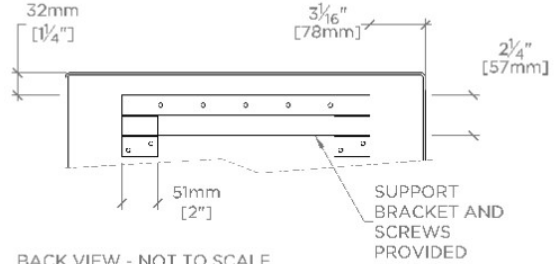
RWMR01

R.W. Atlas Metal Rectangular Wall Mounted Stationary Mirror-  
Vertical 20" x 32" x 1 3/8"



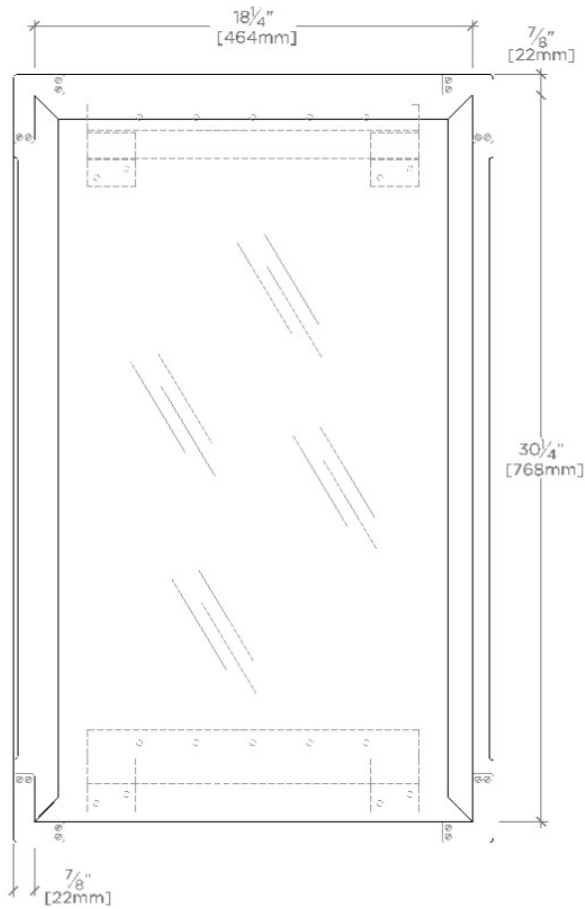
TOP VIEW

SCALE: 1/2"=1'-0"



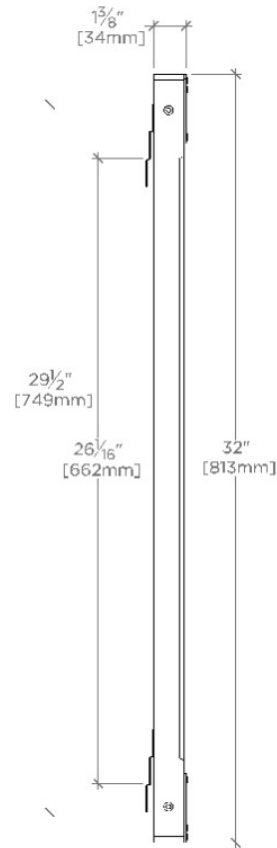
BACK VIEW - NOT TO SCALE

SUPPORT  
BRACKET AND  
SCREWS  
PROVIDED



FRONT VIEW

SCALE: 1/2"=1'-0"



SIDE VIEW

SCALE: 1/2"=1'-0"