

R.W. Atlas

RWMR01

R.W. Atlas Metal Rectangular Wall Mounted Stationary Mirror-
Vertical 20" x 32" x 1 3/8"



SHOWN IN R.W. ATLAS METAL RECTANGULAR WALL MOUNTED STATIONARY MIRROR-VERTICAL 20" X 32" X 1 3/8" | RWMR01

TECHNICAL DETAILS

ADA Compliance: When installed per ADA guidelines
Adjustable Levelers Feet: N
Depth/Width: 35 mm
Height: 813 mm
Installation Type: Wall Mounted
Length: 508 mm
Primary Material: Metal

INSPIRATION

Powerful shapes, genuine materials and unique aesthetic details. The original, impeccable vision of R.W. Atlas pairs American ingenuity with European craftsmanship.

CODES & STANDARDS

PRODUCT FEATURES

This industrial inspired mirror has exposed "L" brackets affixed with slotted head screws, beveled mirror glass and chamfered edges.

CERTIFICATIONS

PRODUCT (NOTES)

WATERWORKS

R.W. Atlas

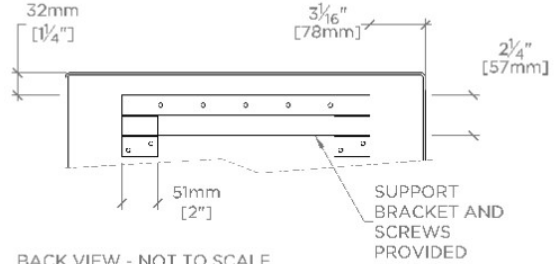
RWMR01

R.W. Atlas Metal Rectangular Wall Mounted Stationary Mirror-
Vertical 20" x 32" x 1 3/8"



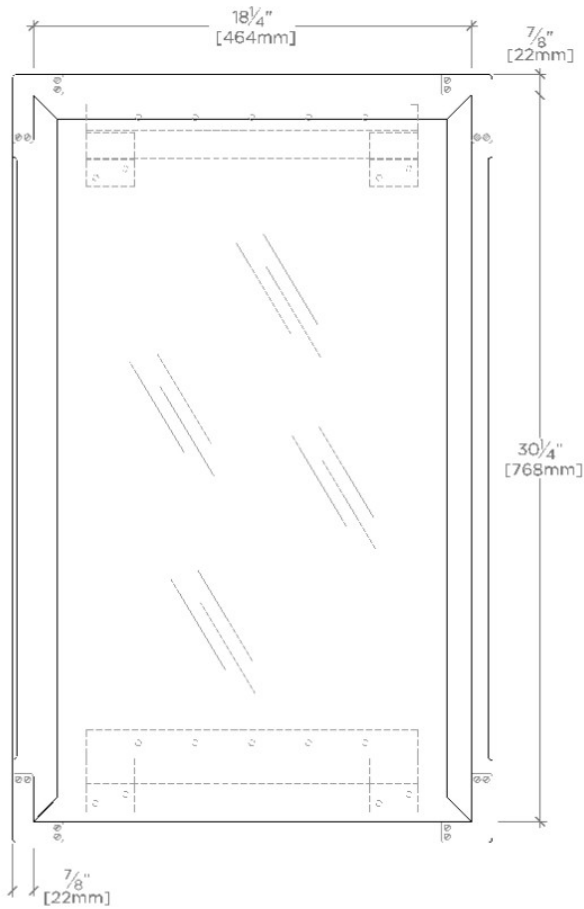
TOP VIEW

SCALE: 1/2"=1'-0"



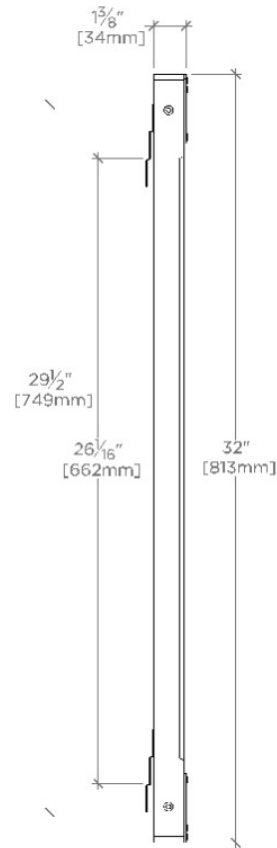
BACK VIEW - NOT TO SCALE

SUPPORT
BRACKET AND
SCREWS
PROVIDED



FRONT VIEW

SCALE: 1/2"=1'-0"



SIDE VIEW

SCALE: 1/2"=1'-0"