


RIVERUN

Riverun Lever Volume Control Handle

RRVC11



SHOWN IN RIVERUN LEVER VOLUME CONTROL HANDLE | RRVC11

TECHNICAL DETAILS

ADA Compliance: Yes
Fittings Hole Diameter: 1 3/8"
Handle Turn Angle: Quarter Turn
Number Of Holes: One Hole
Primary Material: Brass

INSPIRATION

This new American classic was designed with simplicity in mind. Featuring streamlined forms and honest details, it's the epitome of quiet elegance.

CODES & STANDARDS

ASME A112.18.1/CSA B125.1, State of MA

PRODUCT FEATURES

Features All Metal Lever Handle

Used to control water flow to a single waterway outlet such as a showerhead, handshower, or tub spout

Features All Metal Lever Handle

Stocked in Nickel and Brass

Requires rough valve, sold separately: GUV18/GUV19 or GUV16 /GUV17

CERTIFICATIONS

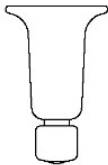


PRODUCT (NOTES)

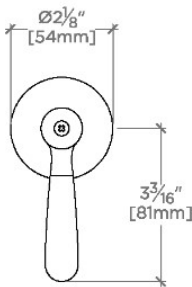
RIVERUN

RRVC11

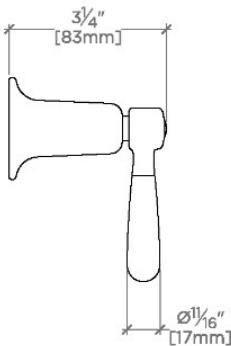
Riverun Lever Volume Control Handle



TOP VIEW SCALE: 3"=1'-0"



FRONT VIEW SCALE: 3"=1'-0"



SIDE VIEW SCALE: 3"=1'-0"