

## UNIVERSAL

UNLD01

Universal Euro Style Lift and Turn Lavatory Drain without Overflow



SHOWN IN UNIVERSAL EURO STYLE LIFT AND TURN LAVATORY DRAIN WITHOUT OVERFLOW| UNLD01

### TECHNICAL DETAILS

Drain Depth Maximum: 79 mm  
Drain Hole Diameter: 44 mm  
Drain Style: Lift and Turn  
Depth / Width: 62 mm  
Drain Depth Minimum: 22 mm  
Height: 111 mm  
Length: 62 mm  
Outlet Connection Size: 1 1/4"  
Outlet Connection Type: Tailpiece  
Primary Material: Brass  
Suggested Application: Bath

### INSPIRATION

Our Universal collection features timeless designs complementing any of our Waterworks. With a wide range of product, from fittings to accessories, Universal adds exquisite proportion and balance to any environment.

### CODES & STANDARDS

Code # WWPSK01:

### PRODUCT FEATURES

Turn the well designed finial to open and close drain

This item is stocked in a Chrome, Nickel or Matte Nickel finishes and additional made-to-order finish options are available in 12 weeks from purchase

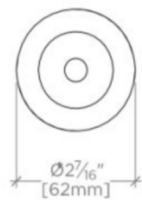
For sinks without an overflow

Applicable to all Waterworks wall mounted lavatory faucets

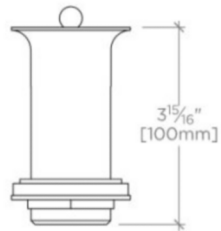
## UNIVERSAL

UNLD01

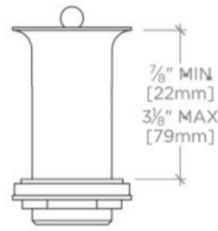
Universal Euro Style Lift and Turn Lavatory Drain without Overflow



TOP VIEW SCALE: 3"=1'-0"



FRONT VIEW SCALE: 3"=1'-0"



SIDE VIEW SCALE: 3"=1'-0"