


## HIGHGATE

HGLS30

Highgate Gooseneck Lavatory Faucet with Porcelain Lever Handles



SHOWN IN HIGHGATE GOOSENECK LAVATORY FAUCET WITH PORCELAIN LEVER HANDLES | HGLS30

### TECHNICAL DETAILS

ADA Compliance: Yes  
 Deck Thickness Maximum: 1 9/16"  
 Deck Thickness Minimum: 3/8"  
 Drain Depth Maximum: 2"  
 Drain Depth Minimum: 1 3/8"  
 Drain Hole Diameter: 1 1/2"  
 Drain Style: Lift & Turn  
 Fittings Hole Diameter: 1 3/8"  
 Flow Restriction Options: 1.2  
 Handle Spread Maximum: 12"  
 Handle Spread Minimum: 8"  
 Handle Turn Angle: Quarter Turn  
 Inlet Connection Size: 1/2"  
 Inlet Connection Type: Male with Supply Nut  
 Inlet Supply Spread Maximum: 12"  
 Inlet Supply Spread Minimum: 8"  
 Restricted Maximum Flow Rate: 1.2 gpm  
 Valve Material: Ceramic  
 Water Pressure Maximum: 85.0 psi  
 Water Pressure Minimum: 20.0 psi  
 Water Pressure Recommended: 45.0 psi

### INSPIRATION

Our take on old English style: simple, functional shapes, detailed with white porcelain indices and hexagonal accents for a timeless feel.

### CODES & STANDARDS

HGLS30X, NSF/ANSI/CAN 61:Q < 1, NSF/ANSI/CAN 372, ASME A112.18.1/CSA B125.1, CEC, DOE, State of MA

### PRODUCT FEATURES

Lever Handles

Includes Universal Lift and Turn Drain (UNLD30) which fits 1-1/2" through 1-3/4" drain hole openings

Stocked in Chrome, Nickel and Brass

Available in 1.2gpm (4.5L/min) flow rate

### CERTIFICATIONS

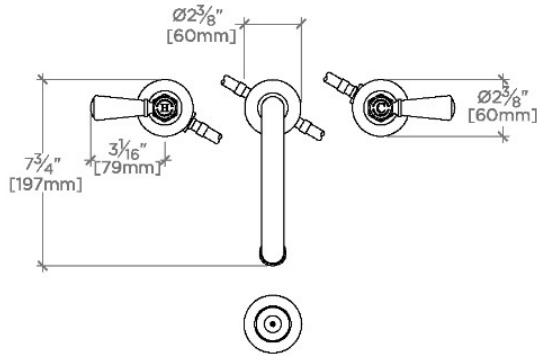


### PRODUCT (NOTES)

## HIGHGATE

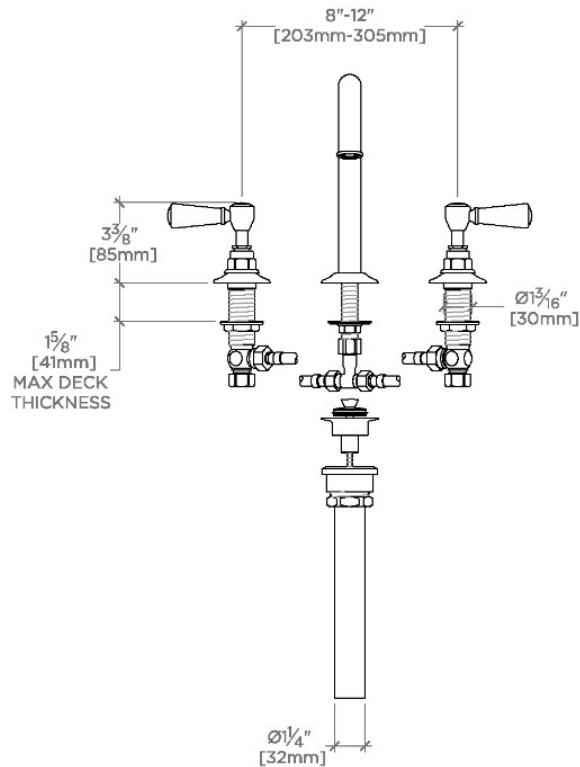
HGLS30

Highgate Gooseneck Lavatory Faucet with Porcelain Lever Handles



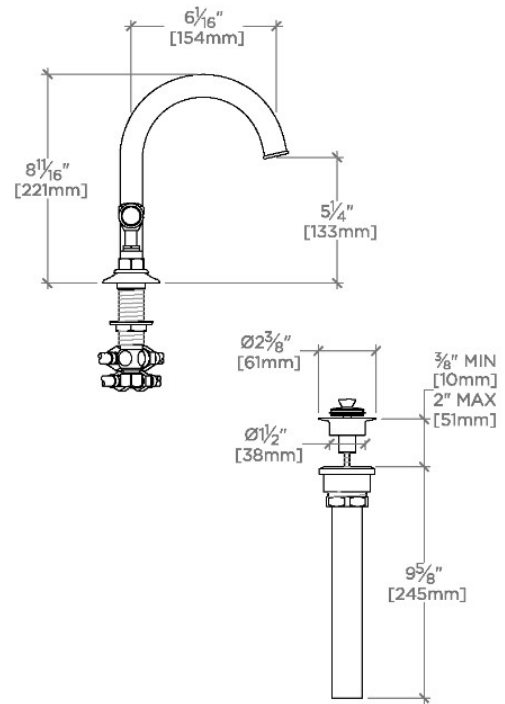
TOP VIEW

SCALE:  $1\frac{1}{2}"=1'-0"$



FRONT VIEW

SCALE:  $1\frac{1}{2}"=1'-0"$



SIDE VIEW

SCALE:  $1\frac{1}{2}"=1'-0"$