

## BOND

BNHW12

Bond 1 1/2" Tapered Knob



FILEDESCRIPTION

### TECHNICAL DETAILS

---

Hardware Primary Material: Brass  
Hardware Shape: Knob

### INSPIRATION

---

Modern bath designs infused with rare soul and artistry. Explore a range of statement-making elements: fittings, washstands, mirrors and more.

### PRODUCT FEATURES

---

Solid brass

Machined and hand-finished

Made in the UK

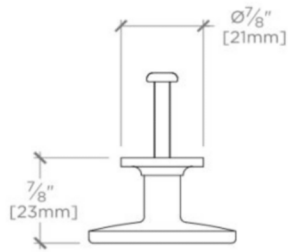
Includes per fixing: M4 1" Screw and M4 1 1/2" screw

## BOND

BNHW12

Bond 1 1/2" Tapered Knob

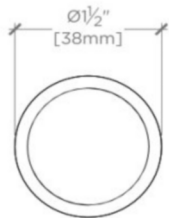
MOUNTING HARDWARE INCLUDED		
STYLE #	DESCRIPTION	QTY.
998815	Service Parts M4 Pan Head Slot 1" Machine Screw	1
998816	Service Parts M4 Pan Head Slot 1 1/2" Machine Screw	1



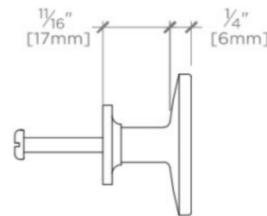
TOP VIEW      SCALE: 6"=1'-0"



ISO VIEW      SCALE: 6"=1'-0"



FRONT VIEW      SCALE: 6"=1'-0"



SIDE VIEW      SCALE: 6"=1'-0"