

Essentials Classic 110v Multi-Rail Towel Warmer with Shelf



SHOWN IN ESSENTIALS CLASSIC 110V MULTI-RAIL TOWEL WARMER WITH SHELF | ETW106

### TECHNICAL DETAILS

Diameter Of Legs Tubes: 1 1/4"  
Electric Requirements: 1.05A  
Primary Material: Brass  
Voltage: 110V  
Wet/Dry: Wet or Dry

### INSPIRATION

Choose with confidence: Well-crafted designs that work with any product in our overall assortment and elevate any setting. Explore a wide range of authentic elements, from freestanding, deck and wall-mounted accessories to furnishings.

### CODES & STANDARDS

CSA Model Number - CLAS643W; CSA C22.2, UL 499

### PRODUCT FEATURES

A standard in European hotels, an electric towel warmer is the ultimate in luxury

Made of brass

To best suit personal comfort level, we recommend installation with a dimmer switch.

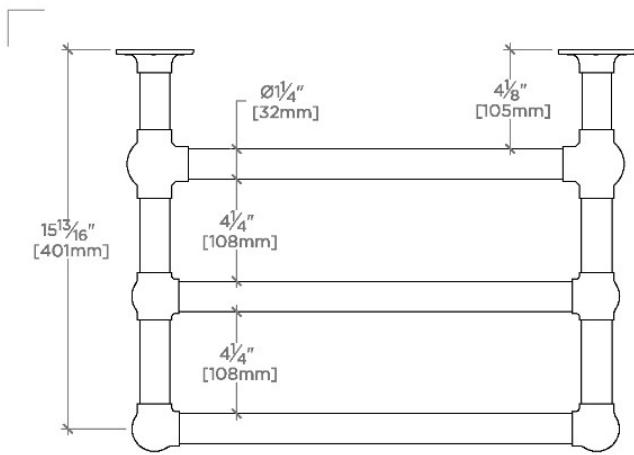
Stocked in Brass, Chrome, and Nickel

### CERTIFICATIONS



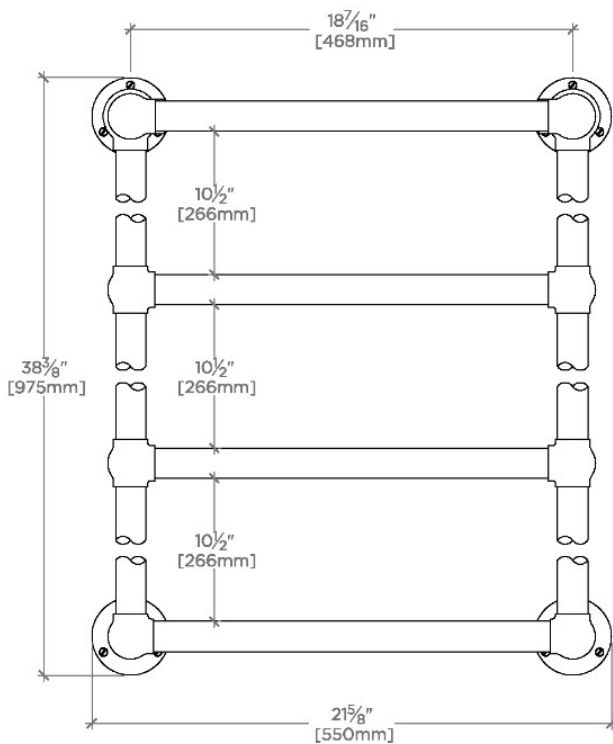
### PRODUCT (NOTES)

Essentials Classic 110v Multi-Rail Towel Warmer with Shelf



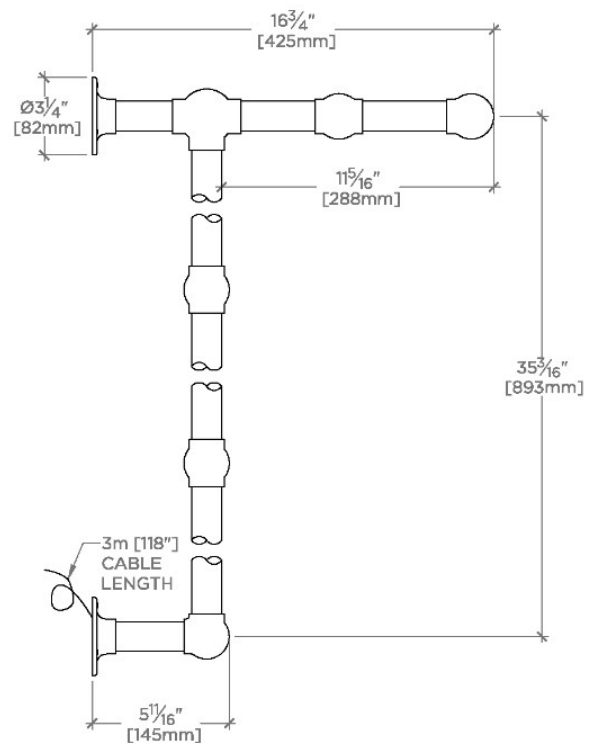
TOP VIEW

SCALE:  $1\frac{1}{2}$ "=1'-0"



FRONT VIEW

SCALE:  $1\frac{1}{2}$ "=1'-0"



SIDE VIEW

SCALE:  $1\frac{1}{2}$ "=1'-0"