

## R.W. Atlas

RWHW05

R.W. Atlas 15" Appliance Pull



SHOWN IN R.W. ATLAS 15" APPLIANCE PULL | RWHW05

### TECHNICAL DETAILS

Depth/Width: 25 mm  
Hardware Primary Material: Brass  
Hardware Shape: Knob  
Height: 27 mm  
Length: 376 mm  
Primary Material: Brass  
Suggested Application: All Applications

### INSPIRATION

Powerful shapes, exquisite materials, and unique aesthetic details define R.W. Atlas. This groundbreaking collection pairs American ingenuity with European craftsmanship, delivering refined industrial-inspired character that fits seamlessly into any space.

### CODES & STANDARDS

### PRODUCT FEATURES

Solid Brass

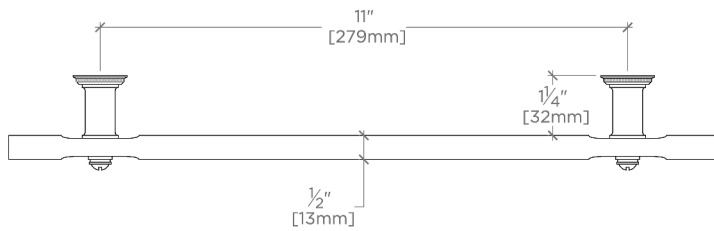
Machined and hand-polished

Made in Portugal

Includes 2 x M4 Pan Head Slot 1" Machine Screw and 2 x M4 Pan Head Slot 1 1/2" Machine Screw

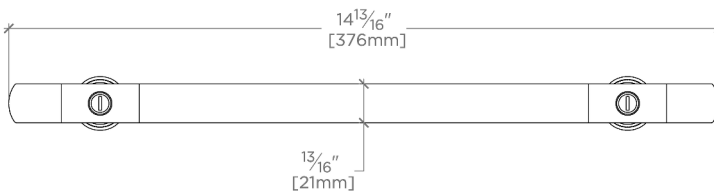
### CERTIFICATIONS

Replacement Screws available  
**PRODUCT (NOTES)**



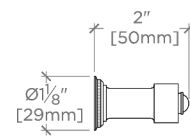
TOP VIEW

SCALE: 3"=1'-0"



FRONT VIEW

SCALE: 3"=1'-0"



SIDE VIEW

SCALE: 3"=1'-0"