



ESTB. 1978

WATERWORKS

Repose



Repose is an exquisite blend of colors providing a depth of tonal movement. Inspired by the art of movement during the early 20th century, there is a representation of classic elements and bold contemporary ideas for wall surfaces.



ESTB. 1978

WATERWORKS

Repose


MOSAIC




1" X 4"
HERRINGBONE
RPMOH1



1" X 6"
HERRINGBONE
RPMOH2



2" X 4"
HERRINGBONE
RPMOH3




2" X 6"
HERRINGBONE
RPMOH4




1" X 4"
STACKED
RPMS14



1" X 6"
STACKED
RPMS16



2"
STACKED
RPMS22




2" X 4"
STACKED
RPMS24




2" X 6"
STACKED
RPMS26



3"
STACKED
RPMS33



3" X 6"
STACKED
RPMS36



1" X 4"
STAGGERED
RPSM14



ESTB. 1978

WATERWORKS

Repose


MOSAIC



1" X 6"
STAGGERED
RPSM16




2"
STAGGERED
RPSM22




2" X 4"
STAGGERED
RPSM24



2" X 6"
STAGGERED
RPSM26



3"
STAGGERED
RPSM33



3" X 6"
STAGGERED
RPSM36




ESTB. 1978


WATERWORKS

Repose


PALETTE



Antique Mirror (Glossy) V5



Bark (Glossy) V4



Cornflower (Glossy) V3



Ebony (Glossy) V2



Hemlock (Glossy) V3



Jasmine (Glossy) V2



Mist (Glossy) V3



Peat (Glossy) V4



Poolside (Glossy) V4



Space (Glossy) V3



Sprig (Glossy) V5



Veil (Glossy) V3

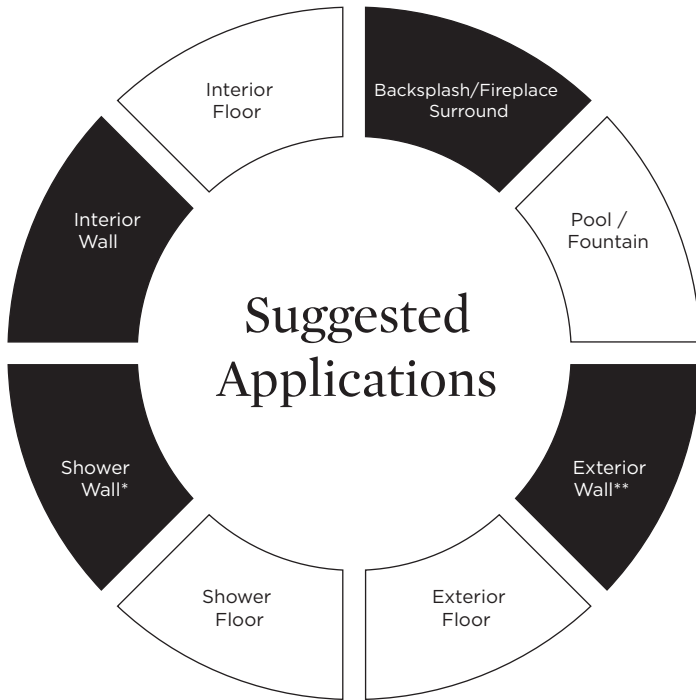
* See variation chart on next page
** Surface texture is inherit in the material



ESTB. 1978

WATERWORKS

Repose



● Recommended Use ○ Not Recommended Use


Application Notes

- * Suitable for use in wet environments, including steam showers, if properly installed, sealed, and maintained (suitable for all colors EXCEPT Antique Mirror)
- ** Suitable for exterior walls in tropical/subtropical climate ONLY (suitable for all colors EXCEPT Antique Mirror)

Installation / Maintenance

- WATERWORKS ASSUMES NO RESPONSIBILITY FOR INSTALLATION
- Installation constitutes acceptance.
- Tile should be installed by a licensed and experienced tile setter.
- Refer to TCNA (Tile Council of North America) or ANSI standards for installation guidelines.
- All tile must be inspected PRIOR to installation.
- Dry lay tile prior to installation to allow for blending of color variation.
- Waterworks recommends a grouted test panel prior to installation to understand the final appearance of grouted materials
- Seal grout joints after installation and maintain regularly.
- Installation guidelines are available.

Variation Level



1. MINIMAL, IF ANY COLOR VARIATION
2. SLIGHT COLOR VARIATION CAN BE EXPECTED
3. A MEDIUM RANGE OF COLOR VARIATION IS TYPICAL; DARKER AND LIGHTER TONES ARE EVIDENT
4. CONSIDERABLE COLOR VARIATION IS TYPICAL; FROM DARKS TO LIGHTS AND SOME TONE CHANGES
5. EXTREME COLOR VARIATION CAN BE EXPECTED - THE RANGE IS OFTEN DIFFERING BUT COMPLEMENTARY

Thickness



*Nominal: +/- 1/8"

Suggested Grout Lines

per mosaic sheet