

BOND

BTH14A

Bond Tandem Series Square Thermostatic Control Valve
Trim with Guilloche Lines Knob Handle



SHOWN IN BOND TANDEM SERIES SQUARE THERMOSTATIC CONTROL VALVE TRIM WITH GUILLOCHE LINES KNOB HANDLE | BTH14A

TECHNICAL DETAILS

ADA Compliance: Yes
Integrated Diverter: N
Number Of Holes: One Hole
Primary Material: Brass

INSPIRATION

Modern designs infused with rare soul and artistry. Explore our wide range of Bond bath and kitchen elements, from fittings to fixtures to hardware.

CODES & STANDARDS

ASME A112.18.1/CSA B125.1, State of MA

PRODUCT FEATURES

Knob Handle

Allows bather to adjust temperature of all waterway outlets with a hot limit safety stop providing anti-scald protection

Features Linear Guilloche Etching Knob Handle

Stocked in Nickel and Brass

Requires rough valve, sold separately: GUTH56 (1/2") or GUTH38 (3/4")

CERTIFICATIONS

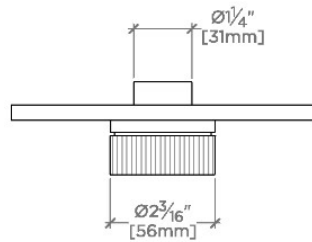


PRODUCT (NOTES)

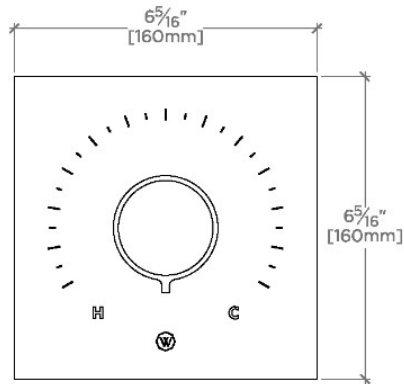
BOND

BTH14A

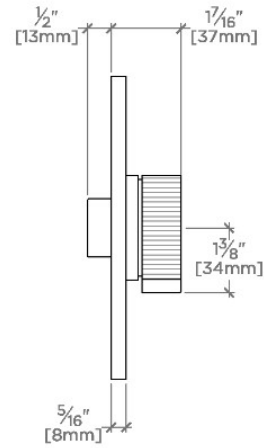
Bond Tandem Series Square Thermostatic Control Valve
Trim with Guilloche Lines Knob Handle



TOP VIEW SCALE: 3"=1'-0"



FRONT VIEW SCALE: 3"=1'-0"



SIDE VIEW SCALE: 3"=1'-0"