



ESTB. 1978

WATERWORKS

---

## Magma



Created from the fine-grained lava of an erupting volcano, Magma's handmade tile presents a richness and decidedly modern feel. With unique chemistry, texture and appealing variations in carefully curated color, it elegantly changes the mood of a bath or kitchen.



ESTB. 1978

# WATERWORKS

## Magma


### FIELD TILE



2" x 8"  
MGF028



3" x 6"  
MGF036



6" HEXAGON  
MGFHX6

\* Available in Zinc Crackle Only

### ARCHITECTURAL ELEMENTS



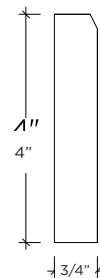
3/8" x 6"  
ROUND LINER  
MGLN01



3/4" x 6"  
BEVELED RAIL  
MGRLO1



4" x 8"  
STANDARD BASE  
MGBS01





ESTB. 1978

# WATERWORKS

## Magma

### DECORATIVE MOSAIC



3" HEXAGON  
LUNAR BLEND  
(MATTE/CRACKLE)  
MGMOH3

V5



3" HEXAGON  
MARINER BLEND  
(MATTE)  
MGMOH3

V5



3" HEXAGON  
NIGHTWATCH/MIDNIGHT BLEND  
(MATTE)  
MGMOH3

V5



3" HEXAGON  
ZINC/STARGAZER BLEND  
(CRACKLE)  
MGMOH3

V5



HERRINGBONE  
MARINER BLEND  
(MATTE)  
MGMOHB

V5



HERRINGBONE  
NIGHTWATCH/MIDNIGHT BLEND  
(MATTE)  
MGMOHB

V5



HERRINGBONE  
ZINC/STARGAZER BLEND  
(CRACKLE)  
MGMOHB

V5



BRICK 1/2" X 2 3/4"  
MARINER BLEND  
(MATTE)  
MGMOST

V5



BRICK 1/2" X 2 3/4"  
NIGHTWATCH/MIDNIGHT BLEND  
(MATTE)  
MGMOST

V5



BRICK 1/2" X 2 3/4"  
ZINC/STARGAZER BLEND  
(CRACKLE)  
MGMOST

V5

\* See variation chart

\*\* Surface texture is inherent in the material; glazes may crackle



ESTB. 1978

# WATERWORKS

## Magma

### PALETTE



LUNAR  
(MATTE)

V4



MIDNIGHT  
(MATTE)

V5




MARINER  
(MATTE)

V5



NIGHTWATCH  
(MATTE)

V4



STARGAZER  
(CRACKLE)

V4



ZINC  
(CRACKLE)

V5

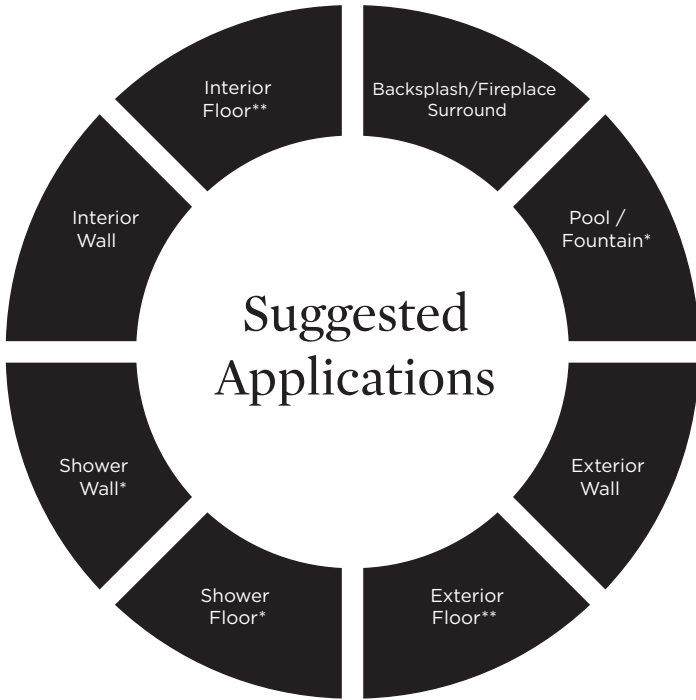
\* All blends have a variation level of 5 (see chart on page 5)  
\*\* Surface texture is inherent in the material; glazes may crackle



ESTB. 1978

# WATERWORKS

## Magma



● Recommended Use      ○ Not Recommended Use

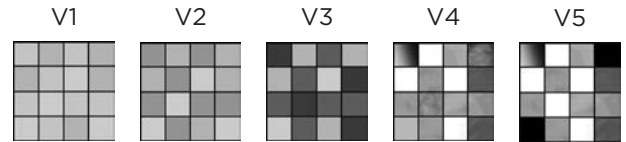
### Application Notes

- \* Suitable for use in wet environments, including steam showers, if properly installed, sealed, and maintained
- \*\* Suitable for interior/ exterior floors with light traffic ONLY

### Installation / Maintenance

- WATERWORKS ASSUMES NO RESPONSIBILITY FOR INSTALLATION
- Installation constitutes acceptance.
- Tile should be installed by a licensed and experienced tile setter.
- Refer to TCNA (Tile Council of North America) or ANSI standards for installation guidelines.
- All tile must be inspected PRIOR to installation.
- Dry lay tile prior to installation to allow for blending of color variation.
- Pre-seal tile PRIOR to grouting to prevent staining. Dark grout can stain crackle tile.
- Waterworks recommends a grouted test panel prior to installation to understand final appearance of grouted materials
- Re-seal tile and grout after installation and maintain regularly.

### Variation Level



1. MINIMAL, IF ANY COLOR VARIATION
2. SLIGHT COLOR VARIATION CAN BE EXPECTED
3. A MEDIUM RANGE OF COLOR VARIATION IS TYPICAL; DARKER AND LIGHTER TONES ARE EVIDENT
4. CONSIDERABLE COLOR VARIATION IS TYPICAL; FROM DARKS TO LIGHTS AND SOME TONE CHANGES
5. EXTREME COLOR VARIATION CAN BE EXPECTED - THE RANGE IS OFTEN DIFFERING BUT COMPLEMENTARY

### Thickness



\*Nominal: +/- 1/8"

### Suggested Grout Lines

1/16" - 1/8"