



ESTB. 1978

WATERWORKS

Kromaglas



Kromaglas is smooth, flawless, brilliant glass that is carefully calibrated to be compatible with other materials. Versatile palette and thirteen shapes.




ESTB. 1978


WATERWORKS

Kromaglas

MOSAIC



1" STACKED
KRMS11



1" x 2" STACKED
KRMS12



2" STACKED
KRMS22



1" x 2" STAGGERED
KRMS12



2" x 4" STAGGERED
KRMS24



ESTB. 1978

WATERWORKS

Kromaglas

FIELD TILE



2" x 12" KRF012



2" x 16" KRF216



3" x 6" KRF036



8" x 16" KRF816




4" x 8" KRF048



4" x 12" KRF412



4" x 16" KRF416



12" x 24" KRF124



ESTB. 1978

WATERWORKS

Kromaglas

ARCHITECTURAL TRIM



QUARTER ROUND
1 5/16" X 8"
KRQR08



STANDARD LINER
5/8" X 12"
KRLN06



ESTB. 1978

WATERWORKS

Kromaglas

PALETTE



Sky Blue Glossy V3



Gray Cloud Glossy V3



Gray Cloud Matte V3



Jet Glossy V3



Lagoon Glossy V3



Lagoon Matte V3



Neptune V3 Glossy



Neptune V3 Matte



Pool Glossy V3



Pool Matte V3



Royal Glossy V3



Slate Gray Glossy V3



Snow Glossy V3



Snow Matte V3



Warm Sand Glossy V3



ESTB. 1978

WATERWORKS

Kromaglas

AVAILABILITY

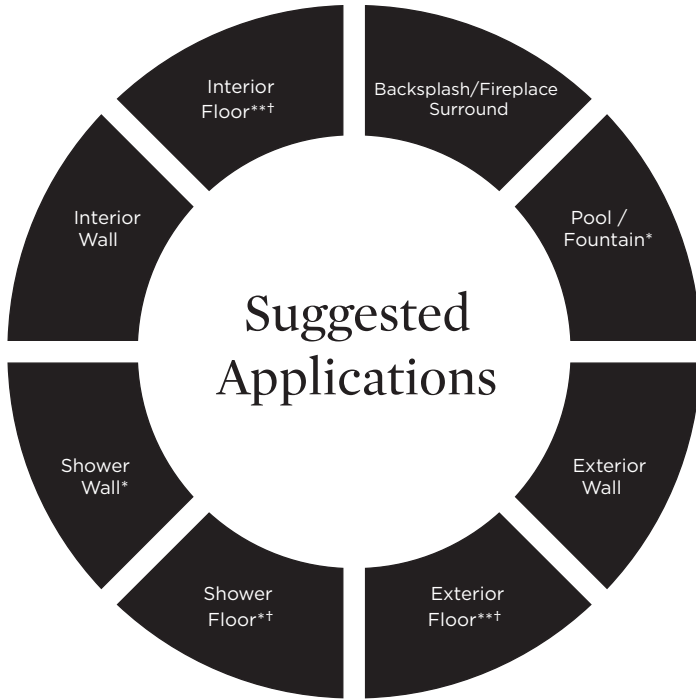
| | 3x6 | 4x8 | 2x12 | 4x12 | 12x24 | 2x16 | 4x16 | 8x16 | Liner | 1" Stacked | 2" Stacked | 1x2 Stacked | 1x2 Staggered | 2x4 Staggered | Quarter |
|-------------------|-----|-----|------|------|-------|------|------|------|-------|------------|------------|-------------|---------------|---------------|---------|
| Gray Cloud Glossy | X | X | X | X | X | X | X | X | X | X | X | X | X | X | X |
| Gray Cloud Matte | X | X | | X | | | | | X | X | X | X | X | | |
| Jet Glossy | X | X | | X | | | | | X | X | X | | | | X |
| Lagoon Glossy | X | X | X | X | X | X | X | X | X | X | X | X | X | X | X |
| Lagoon Matte | X | | | X | | | | | X | X | X | X | X | | |
| Neptune Glossy | X | X | X | X | X | X | X | X | X | X | X | X | X | X | X |
| Neptune Matte | X | | | X | | | | | X | X | X | X | X | | |
| Pool Glossy | X | X | X | X | X | X | X | X | X | X | X | X | X | X | X |
| Pool Matte | X | | | X | | | | | X | X | X | X | X | | |
| Royal Glossy | X | X | | X | | | | | X | X | X | | | | X |
| Sky Blue Glossy | X | X | X | X | | X | | | X | X | X | X | X | X | X |
| Slate Gray Glossy | X | X | X | X | | X | | | X | X | X | | | X | |
| Snow Glossy | X | X | X | X | X | X | X | X | X | X | X | X | X | X | X |
| Snow Matte | X | X | | X | X | | X | X | X | X | X | X | X | | |
| Warm Sand Glossy | X | X | | X | | | | | X | X | X | | | X | |



ESTB. 1978

WATERWORKS

Kromaglas



● Recommended Use ○ Not Recommended Use

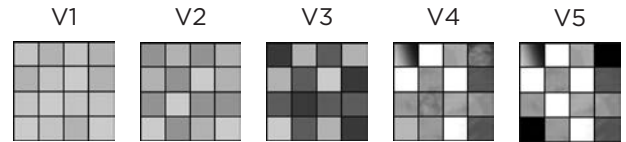
Application Notes

- * Suitable for use in wet environments, including steam showers, if properly installed, sealed, and maintained
- ** For commercial applications, please inquire.
- † Matte Finish Only

Installation / Maintenance

- WATERWORKS ASSUMES NO RESPONSIBILITY FOR INSTALLATION
- Installation constitutes acceptance.
- Tile should be installed by a licensed and experienced tile setter.
- Refer to TCNA (Tile Council of North America) or ANSI standards for installation guidelines.
- All tile must be inspected PRIOR to installation.
- Dry lay tile prior to installation to allow for blending of color variation.
- Waterworks recommends a grouted test panel prior to installation to understand final appearance of grouted materials
- Seal grout joints after installation and maintain regularly.
- Installation guidelines are available.

Variation Level



1. MINIMAL, IF ANY COLOR VARIATION
2. SLIGHT COLOR VARIATION CAN BE EXPECTED
3. A MEDIUM RANGE OF COLOR VARIATION IS TYPICAL; DARKER AND LIGHTER TONES ARE EVIDENT
4. CONSIDERABLE COLOR VARIATION IS TYPICAL; FROM DARKS TO LIGHTS AND SOME TONE CHANGES
5. EXTREME COLOR VARIATION CAN BE EXPECTED - THE RANGE IS OFTEN DIFFERING BUT COMPLEMENTARY

Thickness



*Nominal: +/- 1/8"

Suggested Grout Lines

1/8"