


## EASTON

Easton Classic Spray, Oak Lever Handle

## EAKM10



SHOWN IN EASTON CLASSIC SPRAY, OAK LEVER HANDLE | EAKM10

### TECHNICAL DETAILS

ADA Compliance: Yes  
 Adjustable versus Fixed Spray: Fixed Spray  
 Deck Thickness Maximum: 1 1/4"  
 Deck Thickness Minimum: 0"  
 Fittings Hole Diameter: 1 3/8"  
 Flow Restriction Options: 2.0, 1.75, 1.5  
 Handle Turn Angle: Quarter Turn  
 Handshower / Spray Hose Length: 49"  
 Index Color / Finish and Material: White Porcelain  
 Depth / Width: 2 1/2"  
 Height: 6"  
 Inlet Connection Size: 1/2"  
 Inlet Connection Type: Male with Supply Nut  
 Length: 7"  
 Number of Holes: Two Hole  
 Primary Material: Brass  
 Restricted Maximum Flow Rate: 2.2 gpm  
 Spray Included in Unit: N  
 Suggested Application: Bar, Kitchen, Laundry  
 Valve Material: Ceramic  
 Water Pressure Maximum: 85.0 psi  
 Water Pressure Minimum: 20.0 psi  
 Water Pressure Recommended: 45.0 psi

### INSPIRATION

Drawing on Edwardian style, Easton is the most extensive Waterworks family; a range of moods and a selection of products from fittings to furniture.

### CODES & STANDARDS

Code # EAKM10: Complies with ASME A112.18.1/CSA B125.1, NSF 61, NSF 372, CEC, ADA and 0.25% Weighted Average Lead Content.  
 Certified with IAPMO, cUPC, NSF, CEC, DOE and State of MA.

### PRODUCT FEATURES

Brass metal is used for all trim and valve components

The manufacturing process encompasses casting, turning, forging, hand-fitting and hand polishing.

Easton is our most comprehensive fittings family.

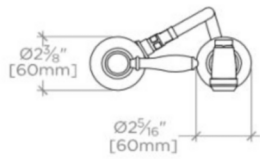
Easton has a clean-lined utilitarian profile, with a slightly elongated spout.

Standard flow rate is 2.2gpm (8.3 L/min) and State of California requires a maximum of 1.8gpm(6.8 L/min). Also available in other flow options. Contact a sales associate for details.

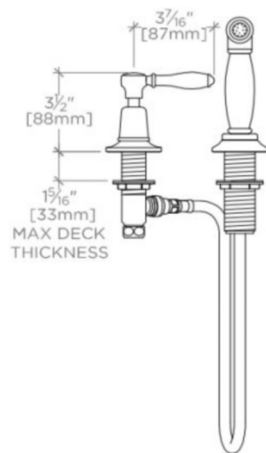
### CERTIFICATIONS



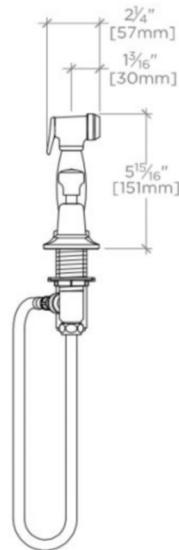
Easton Classic Spray, Oak Lever Handle



TOP VIEW SCALE: 1 1/2"=1'-0"



FRONT VIEW SCALE: 1 1/2"=1'-0"



SIDE VIEW SCALE: 1 1/2"=1'-0"