

EASTON

Easton Classic Spray, Black Porcelain Lever Handle

EAKM09



SHOWN IN EASTON CLASSIC SPRAY, BLACK PORCELAIN LEVER HANDLE | EAKM09

TECHNICAL DETAILS

ADA Compliance: Yes
 Adjustable versus Fixed Spray: Fixed Spray
 Deck Thickness Maximum: 1 1/4"
 Deck Thickness Minimum: 0"
 Fittings Hole Diameter: 1 3/8"
 Flow Restriction Options: 2.0, 1.75, 1.5
 Handle Turn Angle: Quarter Turn
 Handshower / Spray Hose Length: 49"
 Index Color / Finish and Material: White Porcelain
 Depth / Width: 2 1/2"
 Height: 6"
 Inlet Connection Size: 1/2"
 Inlet Connection Type: Male with Supply Nut
 Length: 7"
 Number of Holes: Two Hole
 Primary Material: Brass
 Restricted Maximum Flow Rate: 2.2 gpm
 Spray Included in Unit: N
 Suggested Application: Bar, Kitchen, Laundry
 Valve Material: Ceramic
 Water Pressure Maximum: 85.0 psi
 Water Pressure Minimum: 20.0 psi
 Water Pressure Recommended: 45.0 psi

INSPIRATION

Drawing on Edwardian style, Easton is the most extensive Waterworks family; a range of moods and a selection of products from fittings to furniture.

CODES & STANDARDS

Code # EAKM09: Complies with ASME A112.18.1/CSA B125.1, NSF 61, NSF 372, CEC, ADA and 0.25% Weighted Average Lead Content.
 Certified with IAPMO, cUPC, NSF, CEC, DOE and State of MA.

PRODUCT FEATURES

Brass metal is used for all trim and valve components

The manufacturing process encompasses casting, turning, forging, hand-fitting and hand polishing.

Easton is our most comprehensive fittings family.

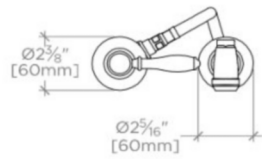
Easton has a clean-lined utilitarian profile, with a slightly elongated spout.

Standard flow rate is 2.2gpm (8.3 L/min) and State of California requires a maximum of 1.8gpm(6.8 L/min). Also available in other flow options. Contact a sales associate for details.

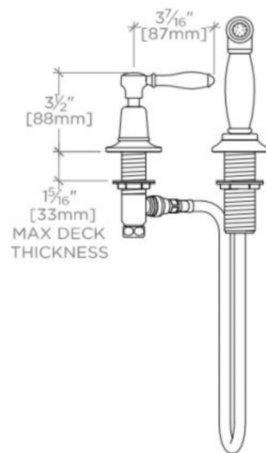
CERTIFICATIONS



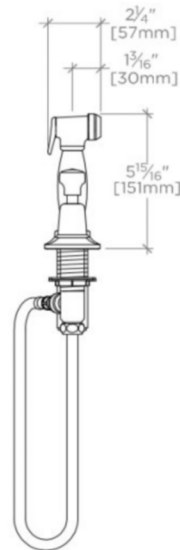
Easton Classic Spray, Black Porcelain Lever Handle



TOP VIEW SCALE: $1\frac{1}{2}"=1'-0"$



FRONT VIEW SCALE: $1\frac{1}{2}"=1'-0"$



SIDE VIEW SCALE: $1\frac{1}{2}"=1'-0"$