



ESTB. 1978

WATERWORKS

---

## Archive



Archive provides a comprehensive line of classic, handmade tile that is bold and references architectural history. The designs are organic.



ESTB. 1978

# WATERWORKS

---

## Archive

### FIELD TILE



2" X 2" \*  
ACF022



2" X 4 1/4" \*  
ACF024



3" X 3" \*  
ACF033



3" X 6" \*  
ACF036



4 1/4" X 4 1/4" \*  
ACF044



4 1/4" X 6" \*  
ACF046



6" X 6" \*  
ACF066



6" X 9" \*, \*\*  
ACF069

\* Coordinating Bullnose Available  
\*\* This Tile is Dust-Pressed and has an Approximate Thickness of 3/8"



ESTB. 1978

# WATERWORKS

## Archive

### FIELD TILE



2" X 4 1/4" BEVELED  
ACFB24



3" X 3" BEVELED  
ACFB33



3" X 6" BEVELED  
ACFB36



6" X 6" BEVELED  
ACFB66



2" HEXAGON  
ACFH2



3" HEXAGON  
ACFH3



4 1/4" HEXAGON  
ACFH4



6" HEXAGON  
ACFH6



BEAD BOARD "A"  
6" X 9" \*\*  
ACFDBA



BEAD BOARD "B"  
6" X 9" \*\*  
ACFDBB



BEAD BOARD "C"  
6" X 9" \*\*  
ACFDBC

\*\* This Tile is Dust-Pressed and has an Approximate Thickness of 3/8"



ESTB. 1978

# WATERWORKS

## Archive

### ARCHITECTURAL ELEMENTS



FIFTH AVE  
QUARTER ROUND 1" X 6"  
ACQR02



LEXINGTON AVE QUARTER  
ROUND BEVELED 1" X 6"  
ACQR01



MADISON AVE.  
SMALL "A" RAIL 1" X 6"  
ACRL23



FIFTH AVE.  
BEAK 1" X 1"  
ACBK01



UNIVERSAL RIB PENCIL "B"  
LINER 1/2" X 6"  
ACLN01



COLUMBUS AVE  
PENCIL LINER 1/2" X 6"  
ACLN03



UNIVERSAL STANDARD "A"  
LINER 1" X 6"  
ACLN06



CENTRAL PARK  
STANDARD LINER 1" X 6"  
ACLN07



BROADWAY  
"C" RAIL 1 5/8" X 6"  
ACRL04



CENTRAL PARK  
"C" RAIL 3" X 6"  
ACRL12



COLUMBUS AVE.  
"A" RAIL 1 7/8" X 6"  
ACRL48



FIFTH AVE.  
STANDARD "A" RAIL 1 1/4" X 6"  
ACRL38



FIFTH AVE.  
STANDARD RAIL 2" X 6"  
ACRL52



FIFTH AVE.  
TWO LEG "A" RAIL 2 7/8" X 6"  
ACRL13

\* Not to scale



ESTB. 1978

# WATERWORKS

## Archive

### ARCHITECTURAL ELEMENTS



LEXINGTON AVE.  
STANDARD CROWN 4" X 6"  
ACCW01



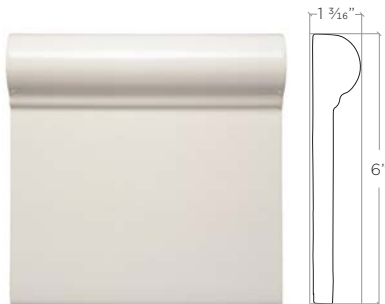
LEXINGTON AVE.  
TWO LEG "A" RAIL 4" X 6"  
ACRL45




PARK AVE.  
"A" RAIL 2 1/2" X 6"  
ACRL29



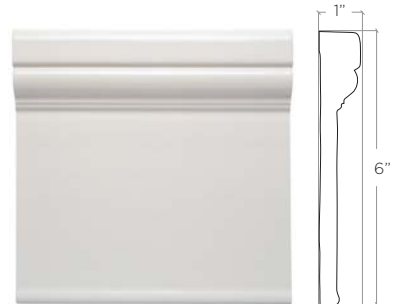
PARK AVE.  
SMALL "C" RAIL 1 5/8" X 6"  
ACRL46



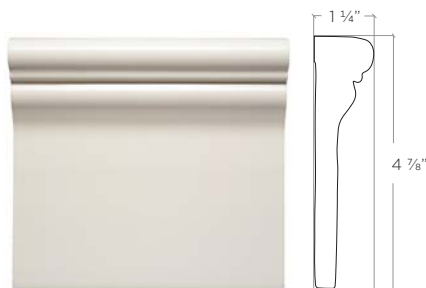
COLUMBUS AVE.  
STANDARD BASE 6" X 6"  
ACBS09



FIFTH AVE.  
STANDARD BASE 6" X 6"  
ACBS01



LEXINGTON AVE.  
"B" BASE 6" X 6"  
ACBS02



PARK AVE.  
"B" BASE 4 7/8" X 6"  
ACBS04



ESTB. 1978

# WATERWORKS

## Archive

### BEAD AND DOT



SWISS DOT "B"  
FIELD TILE 6" X 6"  
ACFDB6



SWISS DOT  
"A" RAIL 3" X 6"  
ACRL32



SWISS DOT  
"B" RAIL 3" X 6"  
ACRL30



SWISS DOT  
SMALL "A" RAIL 1 1/2" X 6"  
ACRL33



SWISS DOT  
LINER 1/2" X 6"  
ACLN27

### BAR AND DOT



FIELD TILE  
6" X 6"  
ACFD05



DECO  
4 1/4" X 4 1/4"  
ACFDB4



QUARTER ROUND  
1" X 6"  
ACQR03



"A" RAIL  
2 1/2" X 6"  
ACRL31



"B" RAIL  
1 1/2" X 6"  
ACRL34



"C" RAIL  
2 1/2" X 6"  
ACRL35



ESTB. 1978

# WATERWORKS

## Archive

### CHURCH



DECO "A" FIELD TILE  
4 1/4" X 4 1/4"  
ACDFU6



DECO "C" FIELD TILE  
4 1/4" X 4 1/4"  
ACDFU4



DECO "F" FIELD TILE  
4 1/4" X 4 1/4"  
ACDFU5



DECO "B" BORDER  
3" X 6"  
ACBOU9



DECO "C" BORDER  
4" X 6"  
ACBOU2



STANDARD RAIL  
2 1/2" X 6"  
ACRLU6



STANDARD LINE  
1" X 5 1/2"  
ACRLU4

### FRIEZE



"A" LINER  
2" X 6"  
ACLNAF



"A" RAIL  
2 3/4" X 6"  
ACRLAF



"A" BORDER  
3 1/4" X 7 1/2"  
ACBOAF



"B" BORDER  
3 1/4" X 7 1/2"  
ACBOBF



ESTB. 1978

# WATERWORKS

## Archive

### ROPE AND STAR



FLUTE  
3" X 3"  
ACFD33



BORDER  
2 1/2" X 6"  
ACBOR2



STAR AND FLUTE BORDER  
3" X 6"  
ACBOR3



BASE  
6" X 6"  
ACBSR2



ROPE RAIL  
1" X 6"  
ACRLR1



SMALL ROPE LINER  
1/2" X 6"  
ACLNR2

### RELIEF



DECORATIVE RELIEF  
6" X 6"  
ACFDR1



RELIEF "A" LINER  
1/2" X 6"  
ACLNEA



RELIEF "B" LINER  
1" X 6"  
ACLNEB



RELIEF RAIL  
3" X 6"  
ACRLE2

### STAR EMBOSSED



DECORATIVE EMBOSSED  
6" X 6"  
ACDFE6



EMBOSSED RAIL  
3" X 6"  
ACRLE1





ESTB. 1978

# WATERWORKS

---

## Archive

### PALETTE



Black Stain  
(Glossy Crackle) V3



Clear  
(Glossy Crackle) V3



Gray  
(Glossy Layered) V4



White  
(Matte Solid) V1



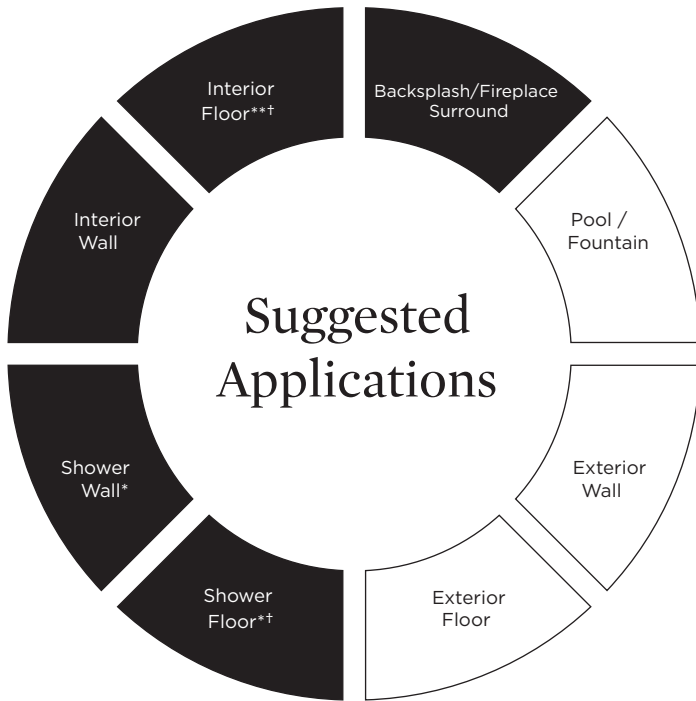
White  
(Glossy Solid) V1



ESTB. 1978

# WATERWORKS

## Archive



● Recommended Use      ○ Not Recommended Use


### Application Notes

- \* Suitable for use in wet environments, including steam showers, if properly installed, sealed, and maintained
- \*\* Suitable for interior floors with light traffic ONLY
- † Small format ONLY (3 X 3 or smaller)

### Installation / Maintenance

- WATERWORKS ASSUMES NO RESPONSIBILITY FOR INSTALLATION
- Installation constitutes acceptance.
- Tile should be installed by a licensed and experienced tile setter.
- Refer to TCNA (Tile Council of North America) or ANSI standards for installation guidelines.
- All tile must be inspected PRIOR to installation.
- Dry lay tile prior to installation to allow for blending of color variation.
- Waterworks recommends a grouted test panel prior to installation to understand final appearance of grouted materials.
- Relief decorative tiles should be taped off during grouting for protection and to facilitate clean up.
- Seal tile PRIOR to grouting. Dark grout can stain crackle tile.
- Re-seal tile and grout after installation and maintain regularly.

### Variation Level



1. MINIMAL, IF ANY COLOR VARIATION
2. SLIGHT COLOR VARIATION CAN BE EXPECTED
3. A MEDIUM RANGE OF COLOR VARIATION IS TYPICAL; DARKER AND LIGHTER TONES ARE EVIDENT
4. CONSIDERABLE COLOR VARIATION IS TYPICAL; FROM DARKS TO LIGHTS AND SOME TONE CHANGES
5. EXTREME COLOR VARIATION CAN BE EXPECTED - THE RANGE IS OFTEN DIFFERING BUT COMPLEMENTARY

### Thickness



\*Nominal: +/- 1/8"

### Suggested Grout Lines

1/8"