

HENRY

HNXS50

Henry Exposed Thermostatic Shower System with 8" Shower Head, Handshower, Metal Lever Diverter Handle and Metal Cross Handles



SHOWN IN HENRY EXPOSED THERMOSTATIC SHOWER SYSTEM WITH 8" SHOWER HEAD, HANDSHOWER, METAL LEVER DIVERTER HANDLE AND METAL CROSS HANDLES | HNXS50

TECHNICAL DETAILS

ADA Compliance: Yes
 Adjustable Versus Fixed Spray: Fixed Spray
 Diameter Of Head: 7 3/4"
 Diameter Of Legs Tubes: 1 1/8"
 Escutcheon Primary Material: Brass
 Fittings Hole Diameter: 1 1/8"
 Flow Restriction Options: Shower Head: 2.5, 2.0, 1.75, 1.5 and Handshower: 2.5, 2.2, 2.0, 1.75, 1.5, 1.2, 0.92
 Handle Spread Maximum: 5 11/16"
 Handle Spread Minimum: 5 11/16"
 Handle Turn Angle: Quarter Turn
 Handshower Spray Hose Length: 59"
 Inlet Connection Size: 3/4"
 Inlet Connection Type: Copper Compression
 Inlet Supply Spread Maximum: 11 5/8"
 Inlet Supply Spread Minimum: 11 1/8"
 Installation Type: Wall Mounted
 Integrated Diverter: Y
 Integrated Spray: N
 Number Of Handles: Three
 Number Of Holes: Two Hole
 Pivot: Y
 Primary Material: Brass
 Spray Included In Unit: Y
 Suggested Application: Bath
 Valve Material: Wax Element
 Water Pressure Maximum: 85.0 psi
 Water Pressure Minimum: 20.0 psi
 Water Pressure Recommended: 45.0 psi

INSPIRATION

Influenced by the connection of industry and art Henry easily transitions between modern, traditional, utilitarian and classic settings.

CODES & STANDARDS

CEC

PRODUCT FEATURES

Available Late Spring 2018

Features an integrated thermostatic shut-off valve

The Shower Riser is designed to be field cut to accommodate varying shower heights. The exposed diverter body can be installed with the handshower elbow on the right or the left. Stocked in Nickel, Chrome, Unlacquered Brass, and Matte Nickel finishes

Standard flow rate is 2.5gpm (9.5 L/min). Also available in high efficient flow options. Contact your sales associate or call 1 (800) 899-6757 for details.

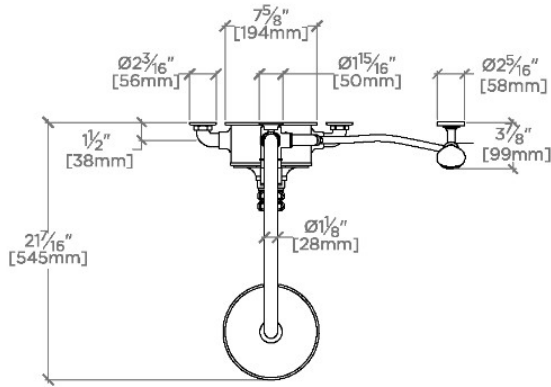
CERTIFICATIONS

PRODUCT (NOTES)

HENRY

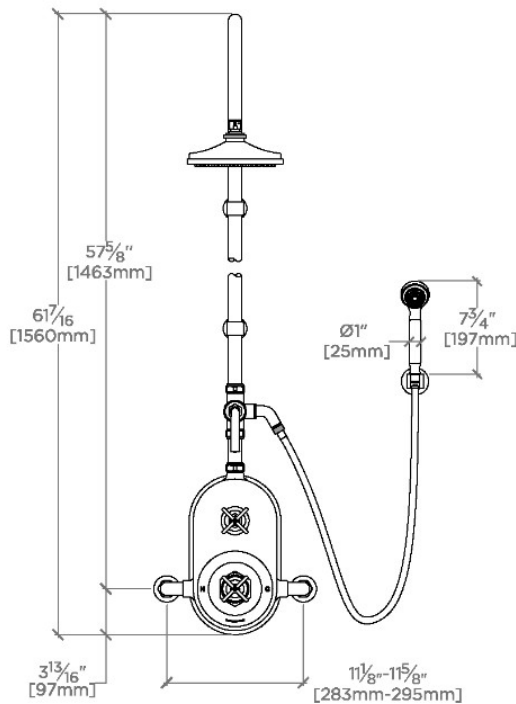
HNXS50

Henry Exposed Thermostatic Shower System with 8" Shower Head, Handshower, Metal Lever Diverter Handle and Metal Cross Handles



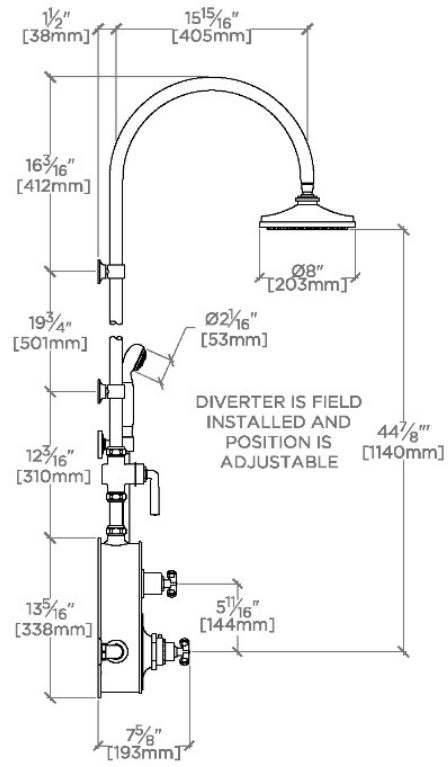
TOP VIEW

SCALE: 3/4"=1'-0"



FRONT VIEW

SCALE: 3/4"=1'-0"



SIDE VIEW

SCALE: 3/4"=1'-0"