

Bond

BTH52D

Bond Union Series Integrated Thermostatic and Three Way Diverter Trim with Enamel Guilloche Lines Knob and Lever Handles



SHOWN IN BOND UNION SERIES INTEGRATED THERMOSTATIC AND THREE WAY DIVERTER TRIM WITH ENAMEL GUILLOCHE LINES KNOB AND LEVER HANDLES | BTH52D

TECHNICAL DETAILS

ADA Compliance: Yes
Integrated Diverter: N
Number Of Holes: Two Hole
Primary Material: Brass

INSPIRATION

Bond draws inspiration from the Aesthetic Movement, rare vintage lighters, and modern industrial design. The result is a contemporary collection with a soulful quality that inhabits the full range of modern style, from austere minimalism to warm contemporary.

CODES & STANDARDS

ASME A112.18.1/CSA B125.1, State of MA

PRODUCT FEATURES

Knob and Lever Handles

Allows bather to adjust temperature of all waterway outlets with a hot limit safety stop providing anti-scald protection

Features Guilloche Lines combined with Enamel Lever and Knob Handles

Stocked in Nickel and Brass

Requires valve rough sold separately

CERTIFICATIONS

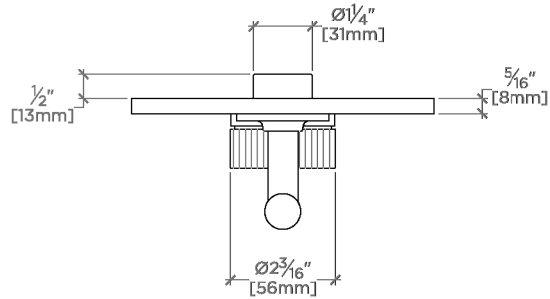


PRODUCT (NOTES)

Bond

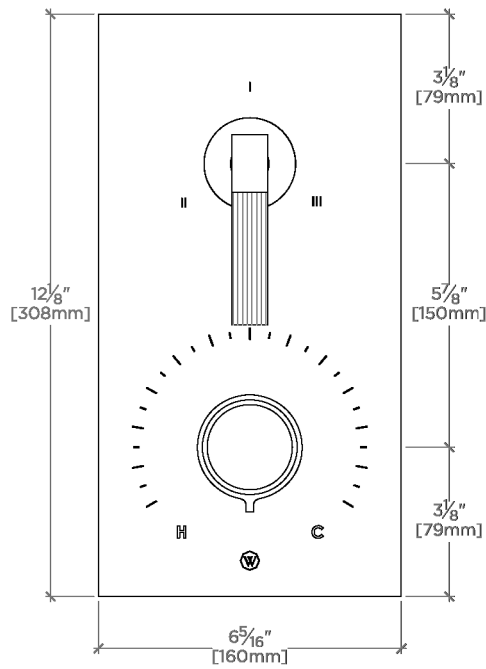
BTH52D

Bond Union Series Integrated Thermostatic and Three Way
Diverter Trim with Enamel Guilloche Lines Knob and Lever
Handles



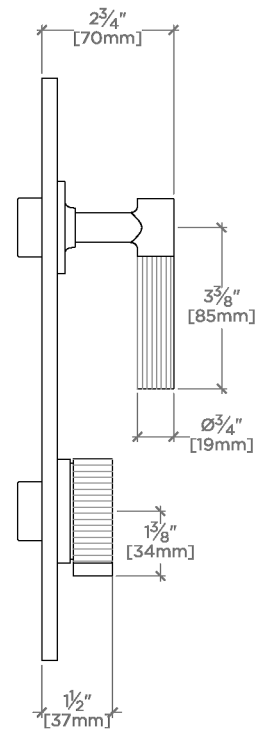
TOP VIEW

SCALE: 3"=1'-0"



FRONT VIEW

SCALE: 3"=1'-0"



SIDE VIEW

SCALE: 3"=1'-0"