

HENRY CHRONOS

CN24G2

Henry Chronos 24" Double Sided Glass Mounted Towel Bars



SHOWN IN HENRY CHRONOS 24" DOUBLE SIDED GLASS MOUNTED TOWEL BARS | CN24G2

TECHNICAL DETAILS

Primary Material: Brass

INSPIRATION

Inspired by dive watches, Henry Chronos radiates design prowess and technical precision. Chronos retains the design integrity of our original, iconic Henry collection, while imbuing it with modern details and exquisite materials.

CODES & STANDARDS

PRODUCT FEATURES

All Mounting Hardware Included

Solid Brass Construction

Can accommodate glass thickness between 1/4" [6mm] to 3/4" [18mm]

Stocked in Brass, Chrome and Nickel

CERTIFICATIONS

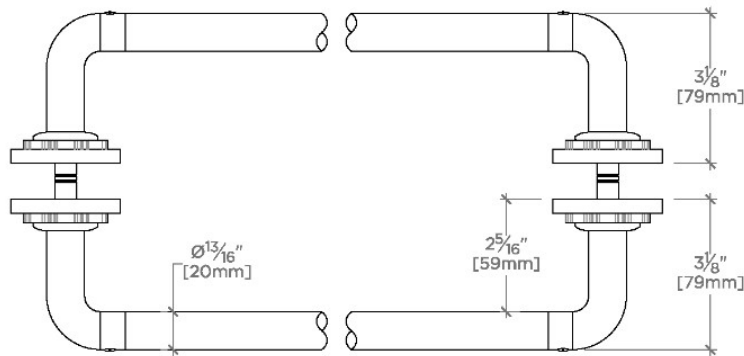
PRODUCT (NOTES)

HENRY CHRONOS

CN24G2

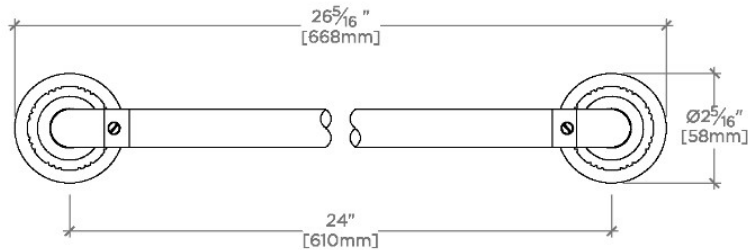
Henry Chronos 24" Double Sided Glass Mounted Towel Bars

† THIS PRODUCT CAN BE INSTALLED ON GLASS THAT IS
1/4" [6mm], 3/8" [10mm], 1/2" [13mm], OR 3/4" [19mm].



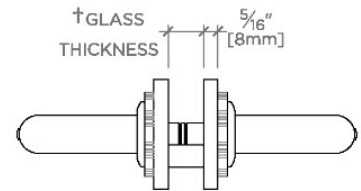
TOP VIEW

SCALE: 3"=1'-0"



FRONT VIEW

SCALE: 3"=1'-0"



SIDE VIEW

SCALE: 3"=1'-0"