

## REGULATOR

RGHW08

Regulator 8" Single-Sided Shower Door Pull



### TECHNICAL DETAILS

---

Hardware Primary Material: Solid Brass  
Hardware Shape: Pull  
Depth / Width: 3 1/8"  
Length: 9 1/4"  
Primary Material: Brass

### INSPIRATION

---

A play on industrial controls from the early 1900s, when pride was lavished on parts. Translated to handcrafted, fittings project rugged beauty through powerful, detailed shapes.

### PRODUCT FEATURES

---

Solid Brass

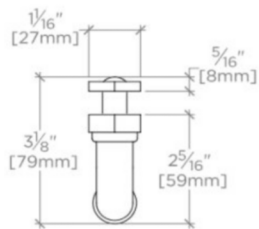
Made in USA

Includes per fixing: 8-32 Truss head machine screw in 1" and 1 1/2" lengths

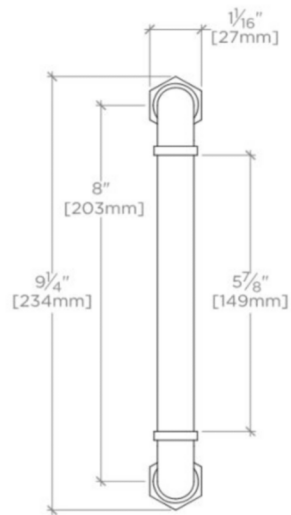
## REGULATOR

RGHW08

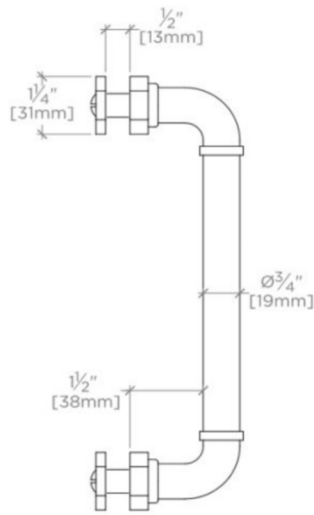
Regulator 8" Single-Sided Shower Door Pull



TOP VIEW SCALE: 3"=1'-0"



FRONT VIEW SCALE: 3"=1'-0"



SIDE VIEW SCALE: 3"=1'-0"



ISO VIEW SCALE: 3"=1'-0"