

BOND

BLS23S

Bond Rally Series Gooseneck Lavatory Faucet with Knob Handles



SHOWN IN BOND RALLY SERIES GOOSENECK LAVATORY FAUCET WITH KNOB HANDLES | BLS23S

TECHNICAL DETAILS

ADA Compliance: Yes
Deck Thickness Maximum: 1 11/16"
Deck Thickness Minimum: 1/4"
Drain Depth Maximum: 2 5/8"
Drain Depth Minimum: 3/8"
Drain Hole Diameter: 1 3/4"
Drain Style: Push Touch
Fittings Hole Diameter: 1 3/8"
Flow Restriction Options: 1.2
Handle Spread Maximum: 12"
Handle Spread Minimum: 8"
Inlet Connection Size: 1/2"
Inlet Connection Type: Male with Supply Nut
Number Of Holes: Three Hole
Primary Material: Brass
Restricted Maximum Flow Rate: 1.2 gpm
Spout Swivel: N
Valve Material: Ceramic
Water Pressure Maximum: 85.0 psi
Water Pressure Minimum: 20.0 psi
Water Pressure Recommended: 45.0 psi

INSPIRATION

Modern designs infused with rare soul and artistry. Explore our wide range of Bond bath and kitchen elements, from fittings to fixtures to hardware.

CODES & STANDARDS

BLS23SX, NSF/ANSI/CAN 61:Q < 1, NSF/ANSI/CAN 372, ASME A112.18.1/CSA B125.1, CEC, State of MA

PRODUCT FEATURES

Knob Handles

Includes Universal Push-Touch Drain (UNLD23) which fits 1-1/2" through 1-3/4" drain hole openings

Features a Sport Black Finish, smooth and velvety to the touch

Stocked in Chrome/Sport Black

Available in 1.2gpm (4.5L/min) flow rate

CERTIFICATIONS

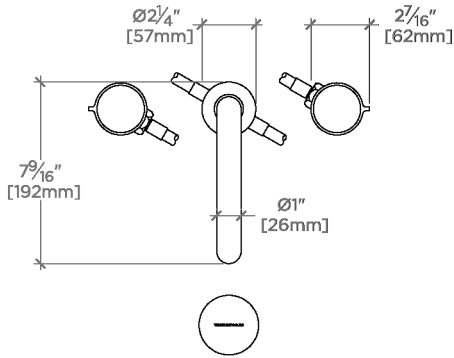


PRODUCT (NOTES)

BOND

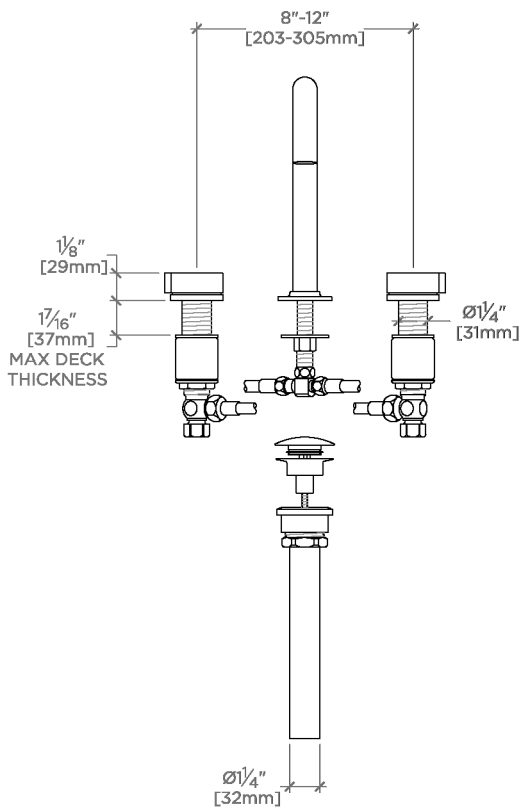
BLS23S

Bond Rally Series Gooseneck Lavatory Faucet with Knob
Handles



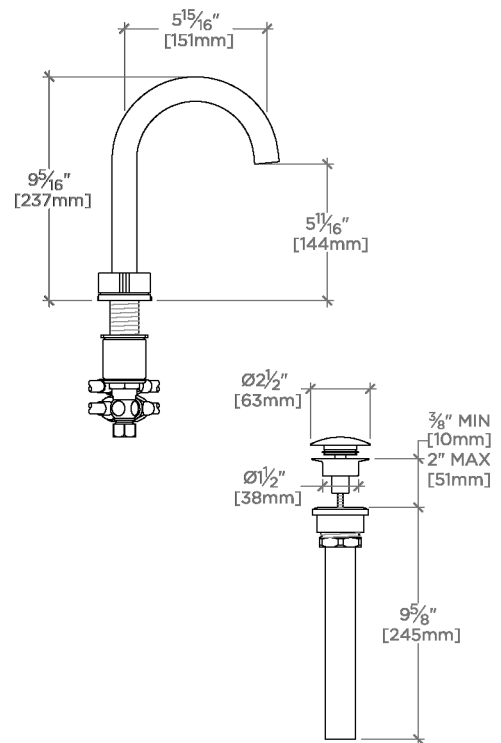
TOP VIEW

SCALE: 1 1/2"=1'-0"



FRONT VIEW

SCALE: 1 1/2"=1'-0"



SIDE VIEW

SCALE: 1 1/2"=1'-0"