


DASH

Volume Control

DSVC01



SHOWN IN VOLUME CONTROL | DSVC01

TECHNICAL DETAILS

ADA Compliance: Yes
Depth/Width: 2 11/16"
Escutcheon Primary Material: Brass
Fittings Hole Diameter: 1 3/8"
Handle Turn Angle: Quarter Turn
Installation Type: Wall Mounted
Length: 2 15/16"
Primary Material: Brass
Suggested Application: Bath

INSPIRATION

An imaginative blend of art and function, Dash pays homage to design elements of the 1930s with pared-down shapes, softened curves and minimal details.

CODES & STANDARDS

State of MA

PRODUCT FEATURES

Metal Cross Handle

Used to control water flow to a single waterway outlet such as a shower head, handshower, or tub spout

Stocked in Nickel, Chrome, Unlacquered Brass, and Matte Nickel finishes

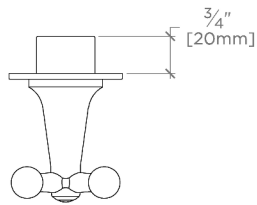
Requires a 3/4" Volume Control Valve Rough: Counterclockwise On: US: GUV16 and UK GU16VC or Clockwise On: US: GUV17 and UK: GU17VC sold separately

CERTIFICATIONS

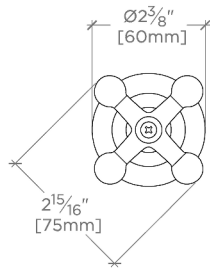


PRODUCT (NOTES)

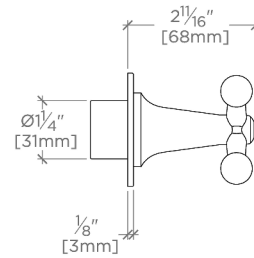
Product Requires Universal 3/4" Counter-Clockwise Open Volume Control Valve [GUV16], or Universal 3/4" Clockwise Open Volume Control Valve [GUV17]. Valve Sold Separately.



TOP VIEW SCALE: 3"=1'-0"



FRONT VIEW SCALE: 3"=1'-0"



SIDE VIEW SCALE: 3"=1'-0"